

# Preventing Bullying in Rhode Island Schools



#PreventBullyRI #EdChatRI

March 7, 2017

# Special thanks to

Joseph Goho, Principal  
Allison Santos, School Psychologist  
North Providence High School



# Defining Bullying

Behavior that is aggressive, is carried out repeatedly and over time, and occurs in an interpersonal relationship where a power imbalance exists.

## The Spectrum of Bullying

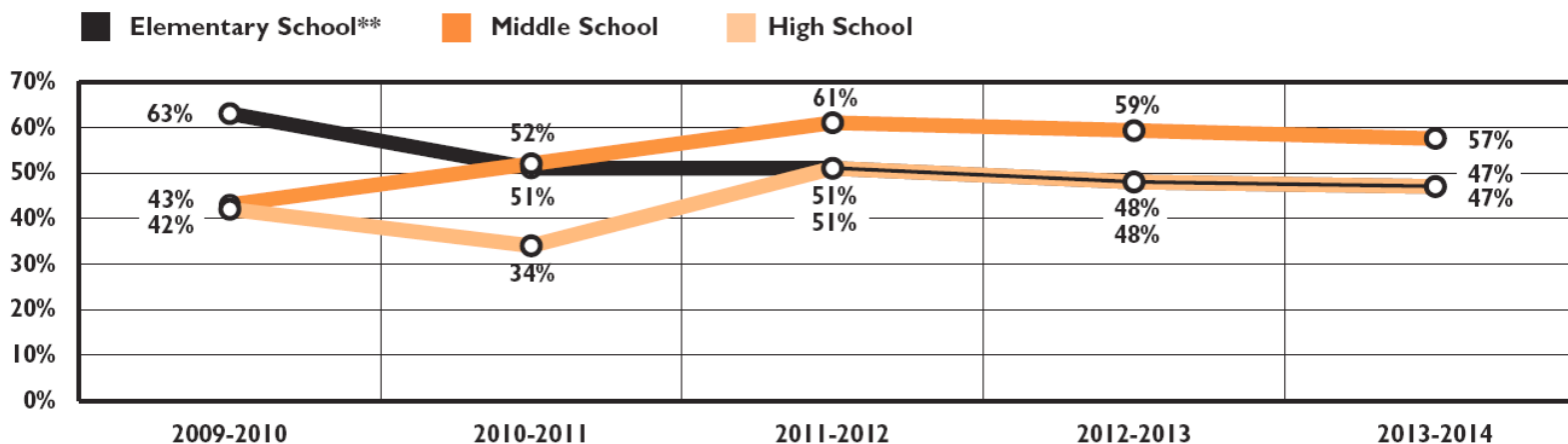


# Statewide Bullying Policy

- In 2011, the Rhode Island General Assembly passed the *Safe Schools Act*.
- The Rhode Island Department of Education implemented the *Statewide Bullying Policy* on June 30, 2012.
- Reports of bullying and responses to bullying incidents are tracked at the school level.
- On February 23, 2017, the Rhode Island Department of Education reaffirmed its commitment to protect transgender and gender-nonconforming students from any type of bias.

# Students Who Report Being Bullied

Students Who Report Being Bullied\*, Rhode Island, by Grade Level, 2009-2014

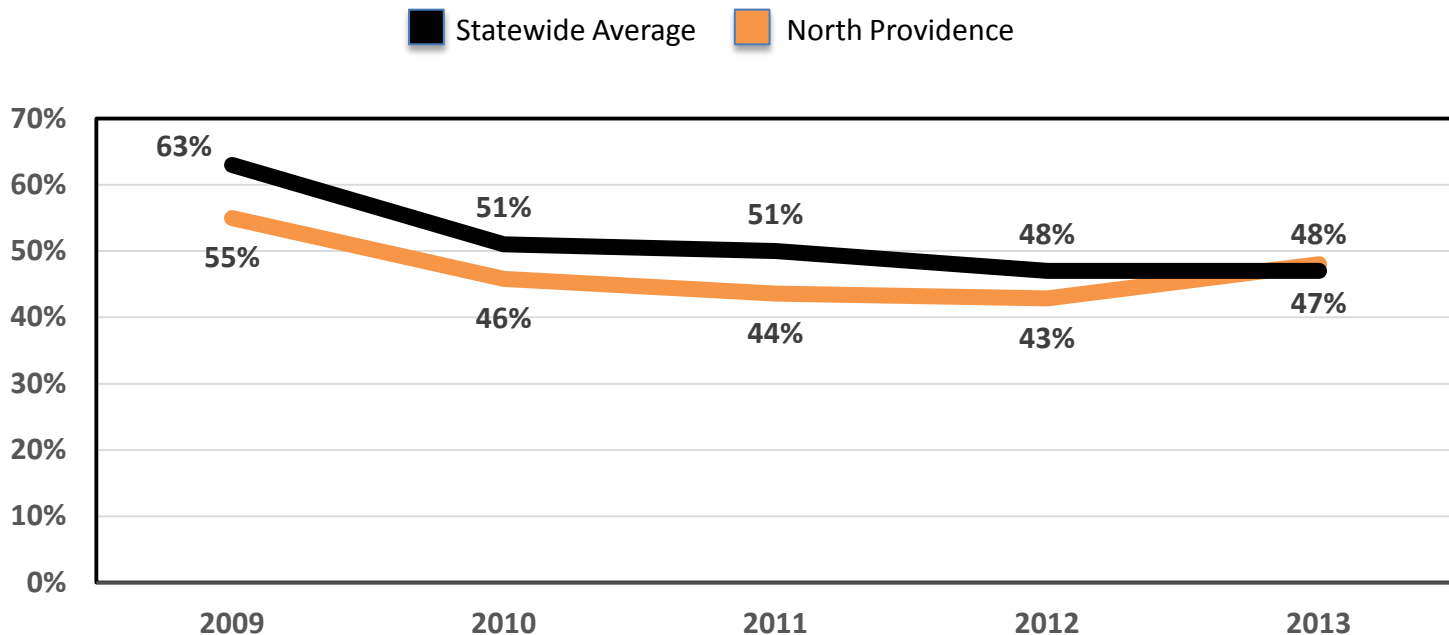


Source: Rhode Island Department of Education, *SurveyWorks!*, 2009-2014.

*Note: \*In the SurveyWorks! survey, bullied is defined as experiencing one or more of the following in the past 12 months: purposeful exclusion from activities, being teased at school, being pushed, shoved, tripped or spit on, threatened with harm, having property destroyed on purpose, experiencing coercion, having rumors being spread about self, or experiencing cyberbullying. \*\*Elementary school is defined as students in the 4th or 5th grade.*

# Elementary School Students Who Report Being Bullied

Comparison of % of North Providence Students Who Report Being Bullied to Statewide Average, 2009-2013

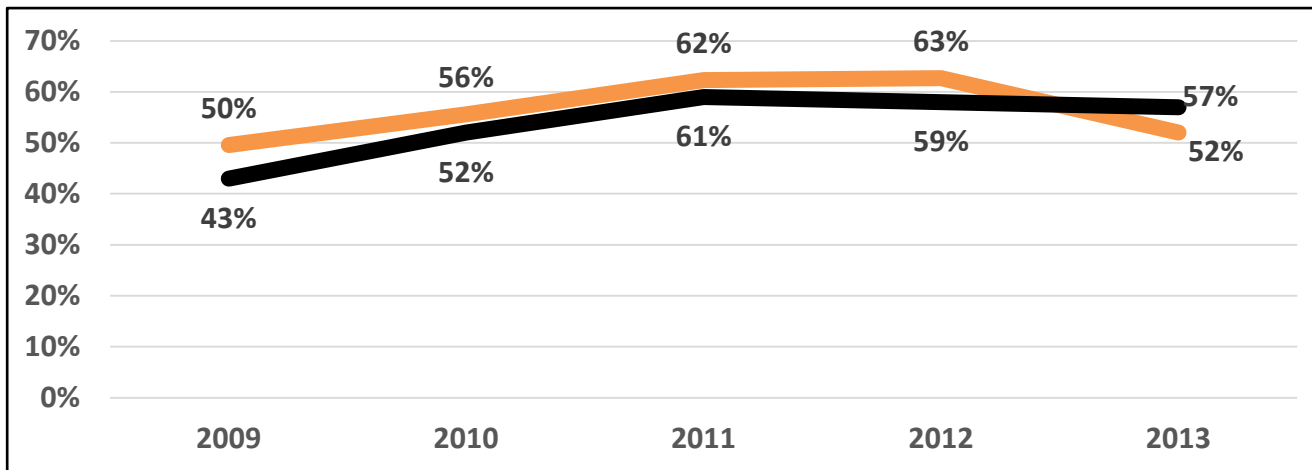


In 2013, North Providence ranked **14<sup>th</sup> HIGHEST** among elementary school districts for students who report being bullied.

# Middle School Students Who Report Being Bullied

Comparison of % of North Providence Students Who Report Being Bullied to Statewide Average, 2009-2013

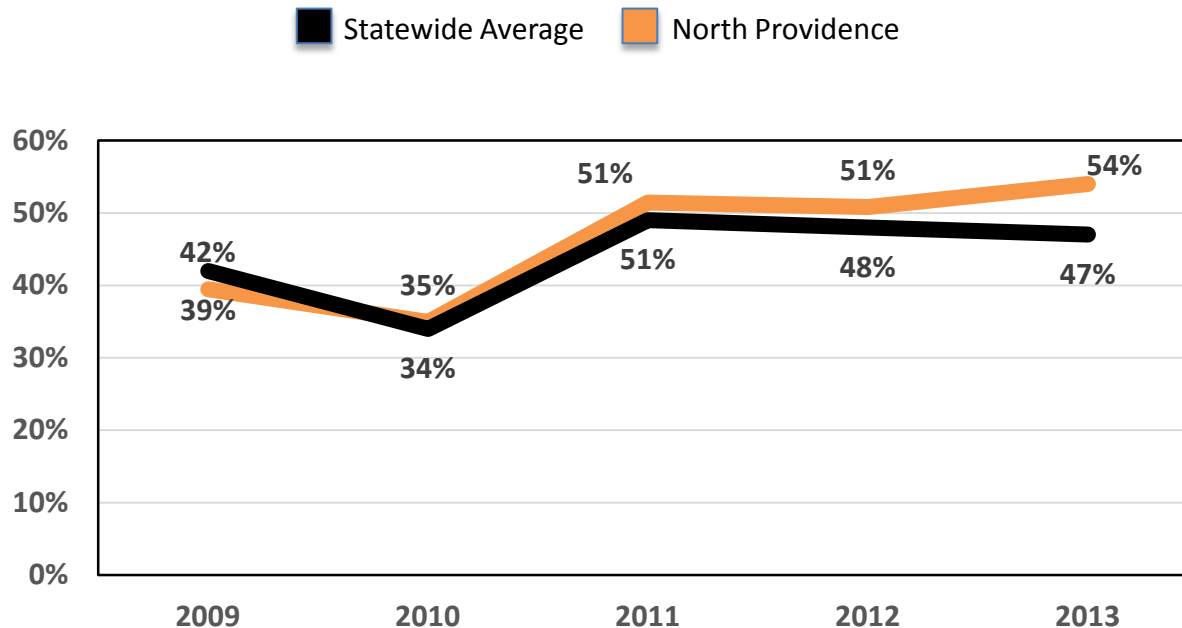
■ Statewide Average ■ North Providence



In 2013, North Providence ranked **3<sup>rd</sup> LOWEST** among middle school districts for students who report being bullied.

# High School Students Who Report Being Bullied

Comparison of % of North Providence Students Who Report Being Bullied to Statewide Average, 2009-2013

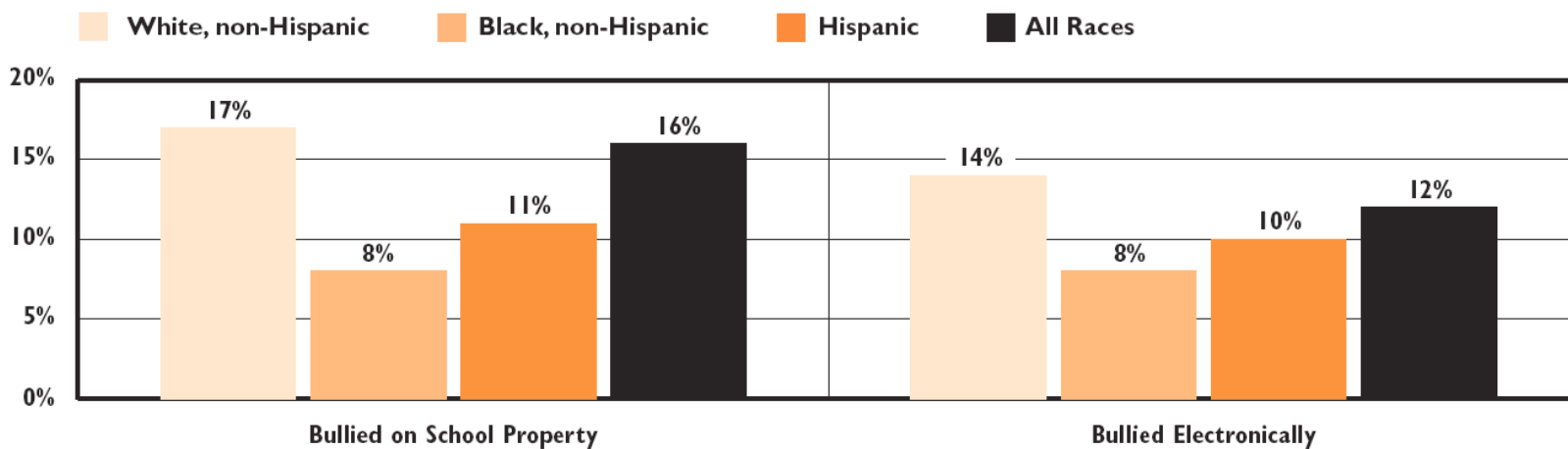


In 2013, North Providence ranked **5<sup>th</sup> HIGHEST** among high school districts for students who report being bullied.



# Race and Ethnicity

**Rhode Island High School Students, Currently Bullied\*, by Race/Ethnicity, 2015**

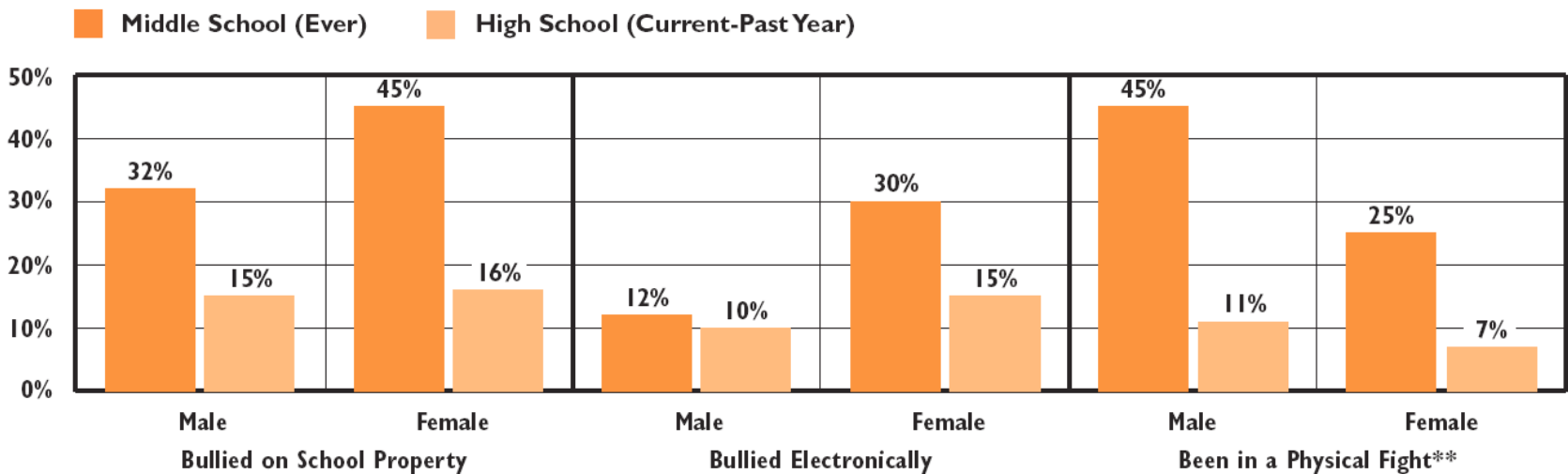


Source: Rhode Island Department of Health, *Youth Risk Behavior Survey*, 2015.

Note: \*In the YRBS, currently bullied is defined as within the past year.

# Gender

**Bully\* Status by Gender and Grade Level, Rhode Island, 2015**



Source: Rhode Island Department of Health, *Youth Risk Behavior Survey, 2015*.

*Note: \*In the YRBS, middle school students self-reported ever being bullied and high school students self-reported current bullying. \*\*In the YRBS, physical fight is defined as occurring anywhere in middle school, but only on school property for high school respondents.*

# LGBT, Weight, and Students with Disabilities

- In 2015, **20%** of Rhode Island high school students who identify as **lesbian, gay, or bisexual (LGB)** reported being bullied on school property.
- In the 2013-2014 school year, 12% of all North Providence High School students **reported being bullied due to weight.**
- In 2015 in Rhode Island, **25%** of high school students who had been bullied on school property **reported having a long term emotional problem or learning disability.**

# Reporting

## Percentage of Bullied High School Students Who Reported Bullying Incidents, by District, 2013-2014

Rank	High School	% Reporting
1	Central Falls	28%
2	New Shoreham	25%
3	Providence	24%
3	North Smithfield	24%
3	Pawtucket	24%
3	Tiverton	24%
7	Coventry	23%
8	Woonsocket	22%
8	Warwick	22%
8	West Warwick	22%
11	South Kingstown	21%
11	Chariho	21%
13	Burrillville	20%
13	Foster-Glocester	20%
15	Bristol-Warren	19%
16	Westerly	18%

Rank	High School	% Reporting
16	North Kingstown	18%
16	Cranston	18%
16	Smithfield	18%
16	Lincoln	18%
16	Johnston	18%
16	Exeter-West Greenwich	18%
16	Narragansett	18%
24	East Providence	17%
<b>24</b>	<b><u>North Providence</u></b>	<b><u>17%</u></b>
26	Middletown	16%
26	Cumberland	16%
26	Scituate	16%
26	Newport	16%
30	Portsmouth	15%
31	East Greenwich	14%
32	Barrington	12%

# Bullying Stopped

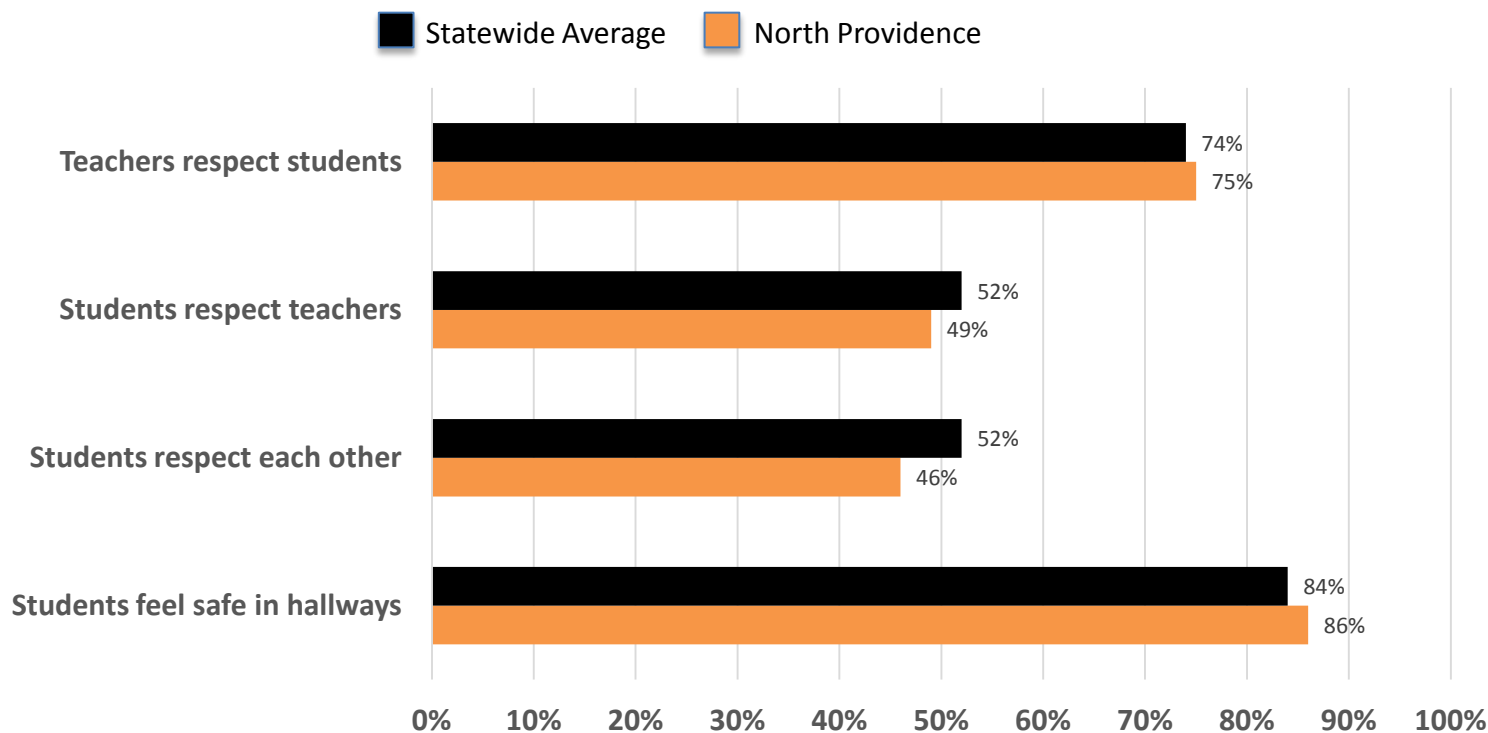
Percentage of Bullied High School Students Who Reported that  
Bullying Stopped After Reporting, By District, 2013-2014

Rank	High School	% Reporting
1	New Shoreham	50%
2	Central Falls	36%
3	Tiverton	35%
4	Coventry	33%
4	Woonsocket	33%
4	Pawtucket	33%
7	Providence	32%
8	South Kingstown	30%
8	North Smithfield	30%
8	Chariho	30%
8	West Warwick	30%
8	Warwick	30%
13	Bristol-Warren	29%
13	Foster-Glocester	29%
15	Burrillville	27%
15	Westerly	27%

Rank	High School	% Reporting
15	Narragansett	27%
18	Smithfield	26%
18	North Kingstown	26%
18	Johnston	26%
21	Exeter-West Greenwich	25%
21	East Providence	25%
23	Cranston	24%
24	Lincoln	23%
24	Cumberland	23%
<b>24</b>	<b><u>North Providence</u></b>	<b><u>23%</u></b>
24	Middletown	23%
24	Newport	23%
29	Scituate	22%
30	Portsmouth	21%
31	Barrington	17%
31	East Greenwich	17%

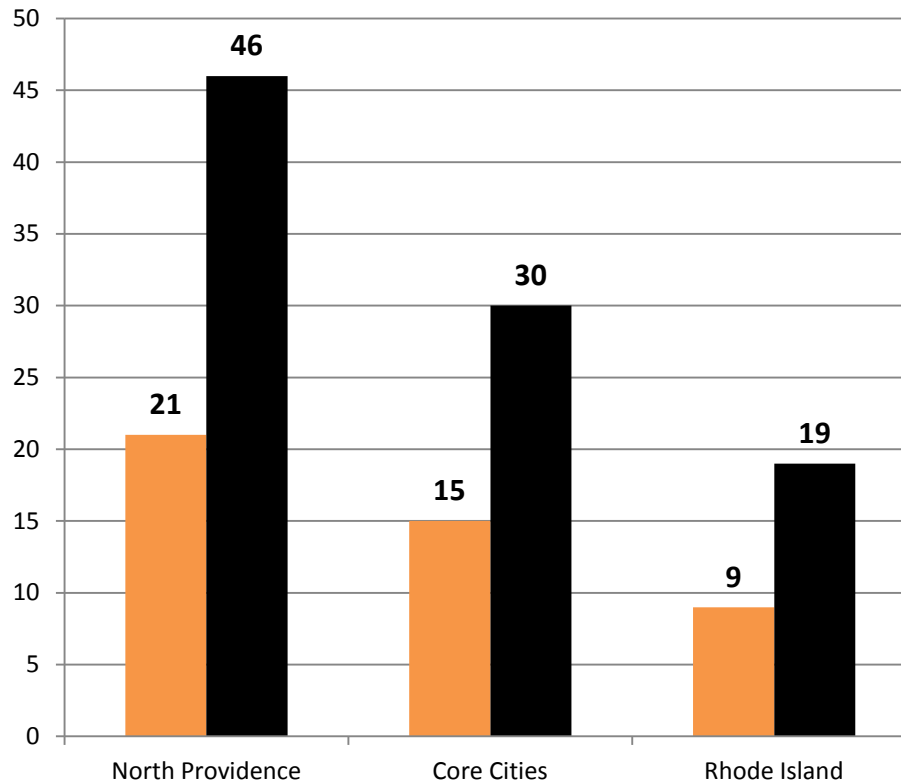
# School Climate Factors

Comparison of North Providence High School to  
Statewide Average, 2013-2014



# Suspensions

North Providence School District, 2013-2014, compared to Core Cities and Rhode Island



- Out of school suspensions per 100 students
- Total disciplinary actions per 100 students

**Infractions leading to suspensions:**

- Insubordination/Disrespect
- Disorderly conduct
- Fighting
- Assault of student or teacher
- Obscene/Abusive Language
- Harassment/Intimidation/Threat
- Alcohol/Drug/Tobacco Offenses
- Arson/Larceny/Robbery/Vandalism
- Electronic Devices/Technology
- Weapon Possession
- Attendance Offenses

# Bullying Prevention Programming and Best Practices

- Restorative Justice
- Olweus Bullying Prevention Program (OBPP)
- Positive Behavioral Interventions and Supports (PBIS)
- No Bully



# Recommendations

- Policies and Data Collection
- Best Practices for Schools
- Targeted Interventions
- School and Community Engagement




**Jim Beasley (JBeasley@rikidscount.org)**  
**Kara Foley (KFoley@rikidscount.org)**

**Rhode Island KIDS COUNT**  
**One Union Station**  
**Providence, RI 02903**  
**(401) 351-9400 voice**  
**www.rikidscount.org**  
**rikids@rikidscount.org**



Rhode Island  
KIDS COUNT



@RIKidsCount