

A Celebration of Children's Health



November 22, 2021
#RlteCareWorks

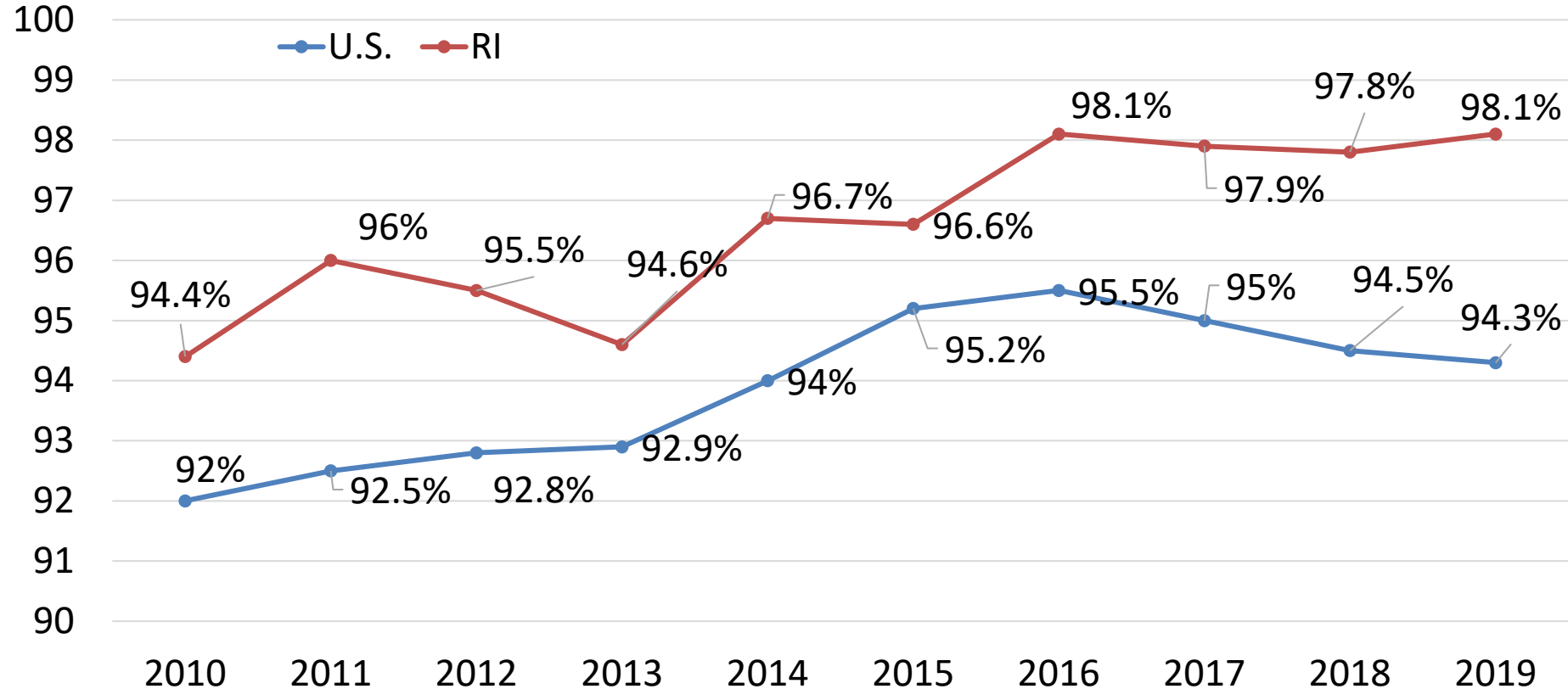
Impact of COVID-19

- In Rhode Island, the COVID-19 pandemic has disproportionately impacted our Latino and Black communities.
- The pandemic has had a major impact on food and housing insecurity, domestic violence, substance use, physical, and behavioral health.
- During the COVID-19 pandemic, many Rhode Islanders have experienced a loss of employment.
 - Children and families are at risk for losing employer-based insurance coverage.

2020 Children's Health Data Delayed Due to COVID-19

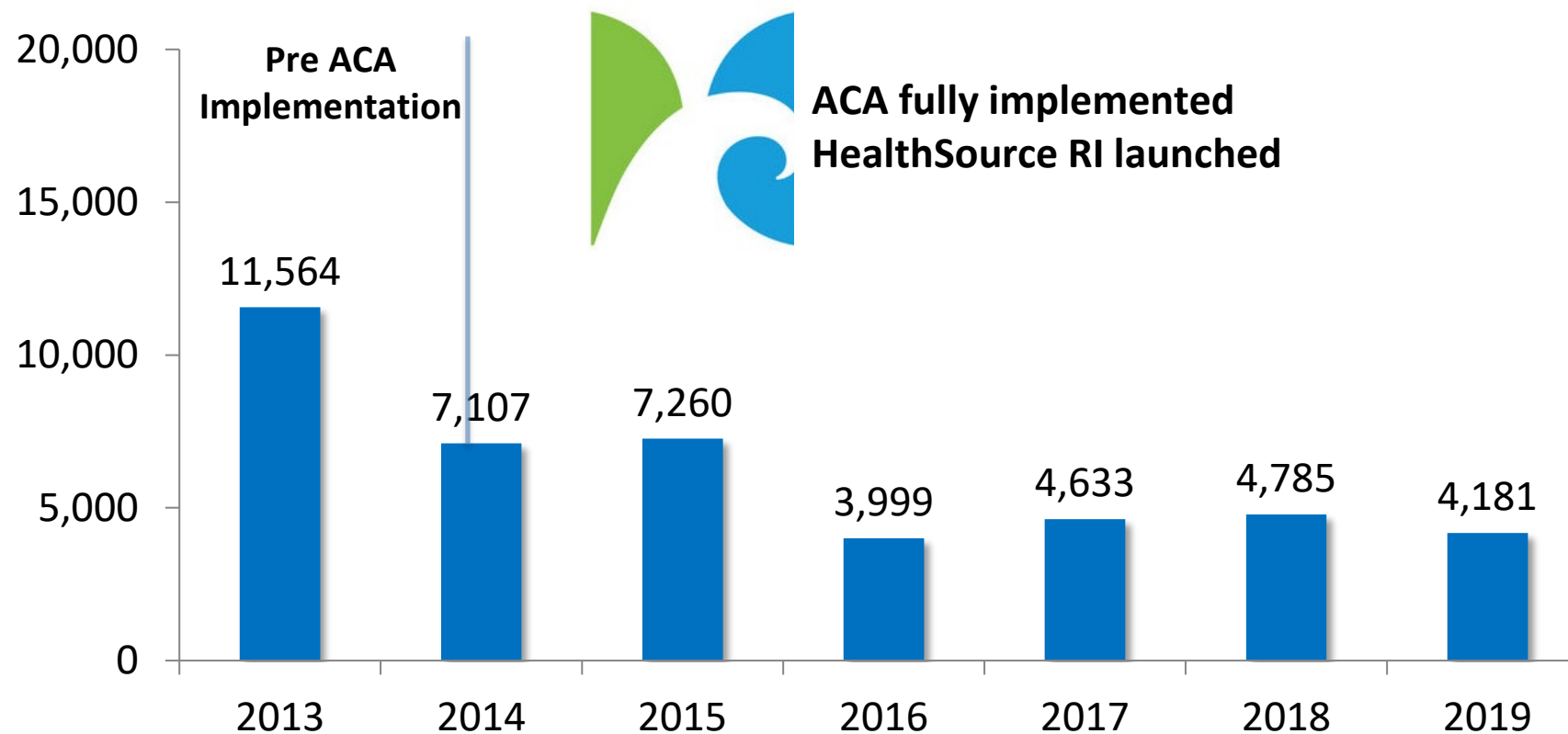
- Due to the impact of the COVID-19 pandemic, the Census Bureau delayed the release of 2020 ACS until November 30th
- Recent 2020 National data shows that the biggest increases in uninsured children (under the age of 19) were among
 - poor children
 - Black and Hispanic children
 - foreign born children
 - noncitizen children

Children with Health Insurance

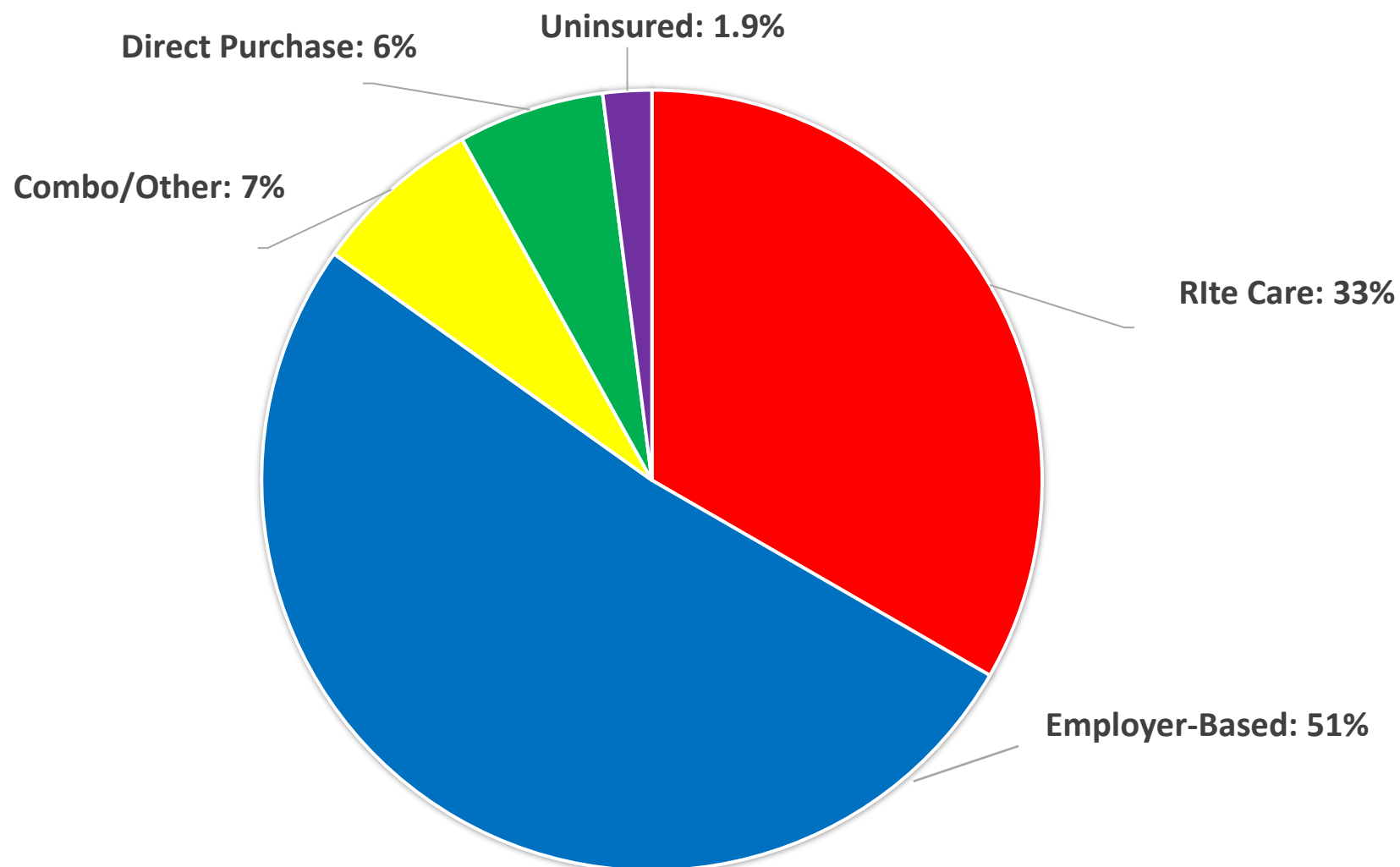


Source: U.S. Census Bureau, American Community Survey, 2010-2019. Table R2702.

Decline in Uninsured Rates Among RI Children



How are RI Children Covered?



Source: 2019 U.S. Census Bureau, American Community Survey.

Cover All Kids

- In 2019, 98.1% of Rhode Island children had health insurance coverage
- Only around 4,000 Rhode Island children are uninsured, and 3,000 of these children are income eligible for Rite Care
- **To achieve our goal of covering all kids, we must restore access to Rite Care health insurance for income-eligible children who are undocumented immigrants**

Rhode Island's Achievements in Children's Health



- Adolescent HPV Vaccination (1st)
- Children's Health Insurance Coverage (2nd)
- Child & Teen Deaths (2nd)
- Teen Births (6th)

Rite Care Works



- National model of comprehensive health care for over 25 years
- Well-documented positive and sustained outcomes
- Cost-effective investment in RI children and families

Rlte Care: High-Quality Care

**Rlte Care Health Plans Receive Top Ratings
Among Medicaid Health Plans in the U.S. in 2021**

4.5/5.0



Source: 2021 National Committee on Quality Assurance Rankings. 298 Medicaid Health Plans were evaluated and 178 were rated based on clinical performance, member satisfaction, and NCQA Accreditation.

Rlte Care Works for Pregnant Women

- **92.1%** of pregnant women enrolled in Rlte Care received timely prenatal care.
- **Rates of delayed prenatal care are lower** among women with Rlte Care coverage than those who are uninsured.



Source: *2020 Child Health Care Quality Measures*. (2021). U.S. Department of Health and Human Services. Retrieved November 2021, from data.Medicaid.gov

Postpartum Coverage Expansion

- Currently RI provides 60 days postpartum Medicaid coverage
- *American Rescue Plan Act (ARPA)* gives states the option to extend Medicaid postpartum coverage to 12 months
- Extending Medicaid postpartum coverage to 12 months continuous coverage would support maternal and infant health and address health equity

Rtite Care Works for Children

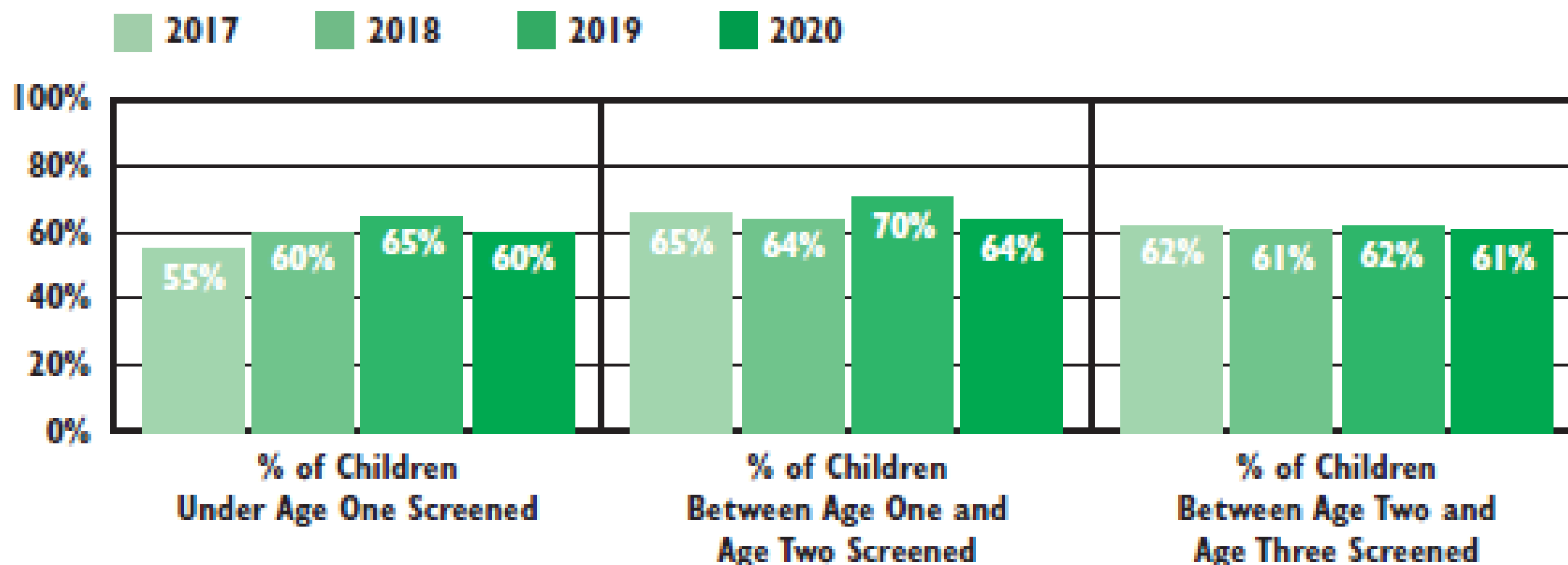
2020 Primary Care Visits

- **75%** of children ages 0-15 months
- **79%** of preschool and early elementary school-age children
- **57%** of all children ages 12-21



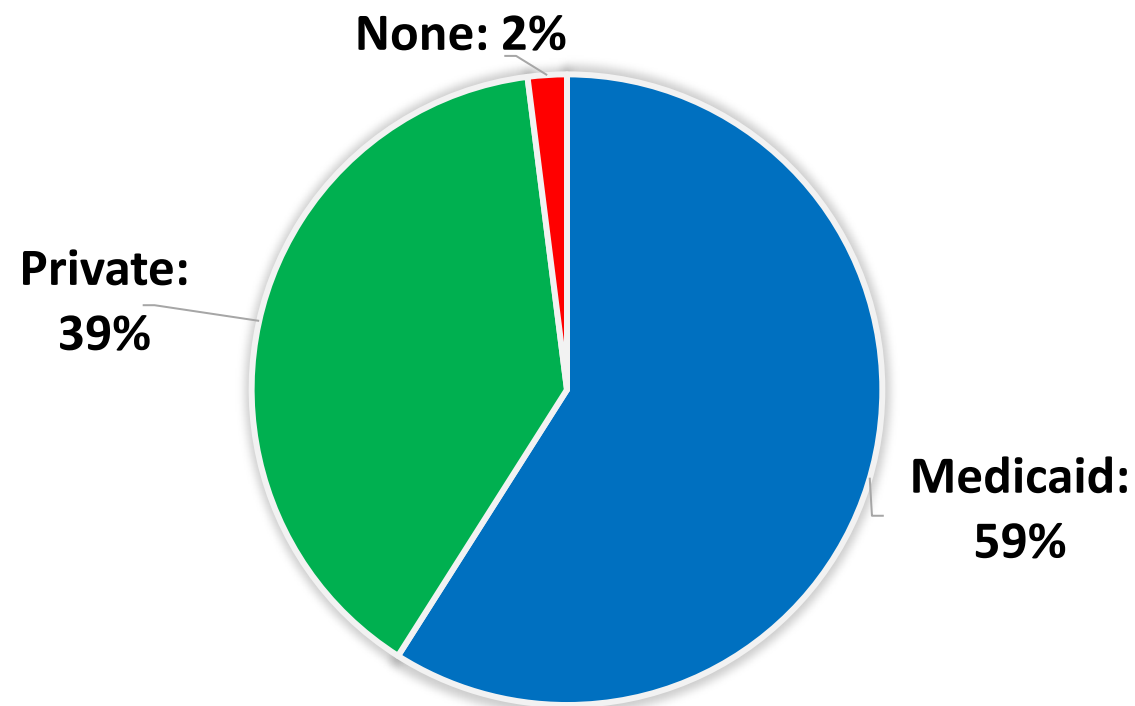
Source: *2020 Child Health Care Quality Measures*. (2021). U.S. Department of Health and Human Services.
Retrieved November 2021, from data.Medicaid.gov

Developmental Screenings Completed, Rite Care Members Under Age 3, 2017-2020



Early Intervention (Part C)

HEALTH INSURANCE FOR EARLY INTERVENTION PARTICIPANTS, RHODE ISLAND, 2020



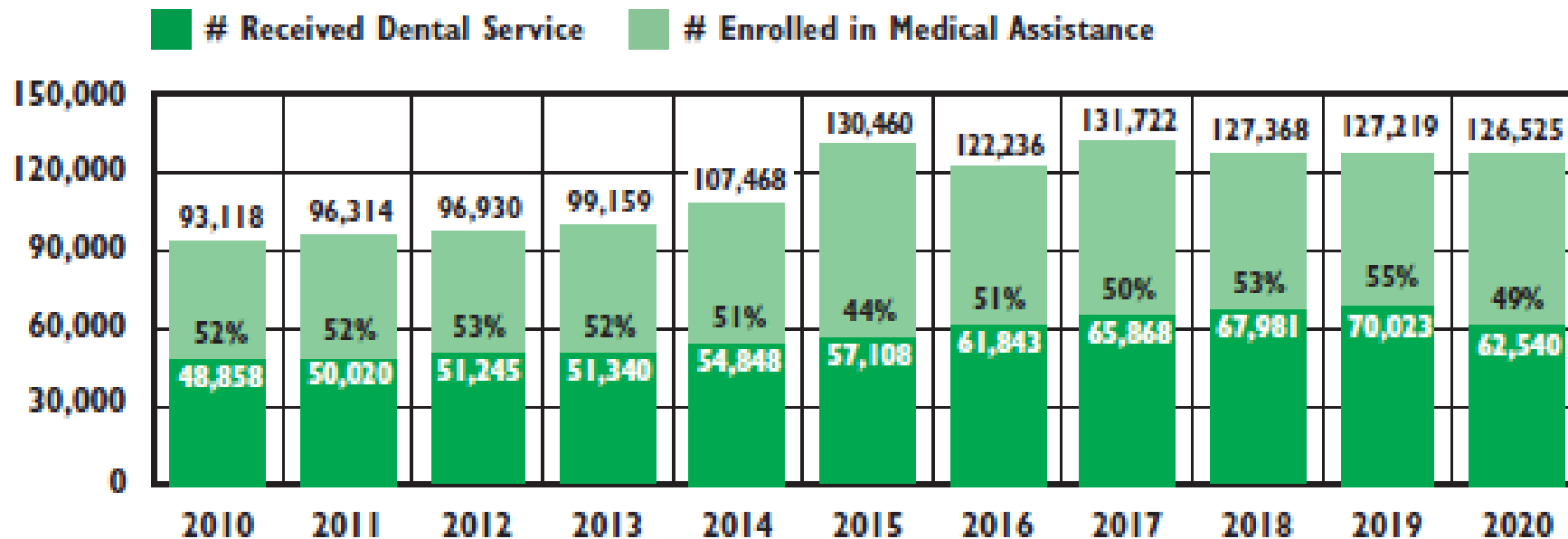
Source: Rhode Island KIDS COUNT analysis of EOHHS Children Enrolled in Early Intervention. June 2020

Rlte Smiles

- The number of dentists accepting qualifying children on Medicaid increased from **27** before Rlte Smiles began **to 182** one year into the Rlte Smiles program.
- **By FY 2020, there were 290 unduplicated dentists** in 176 practice locations participating in Rlte Smiles.

Children's Access to Dental Care

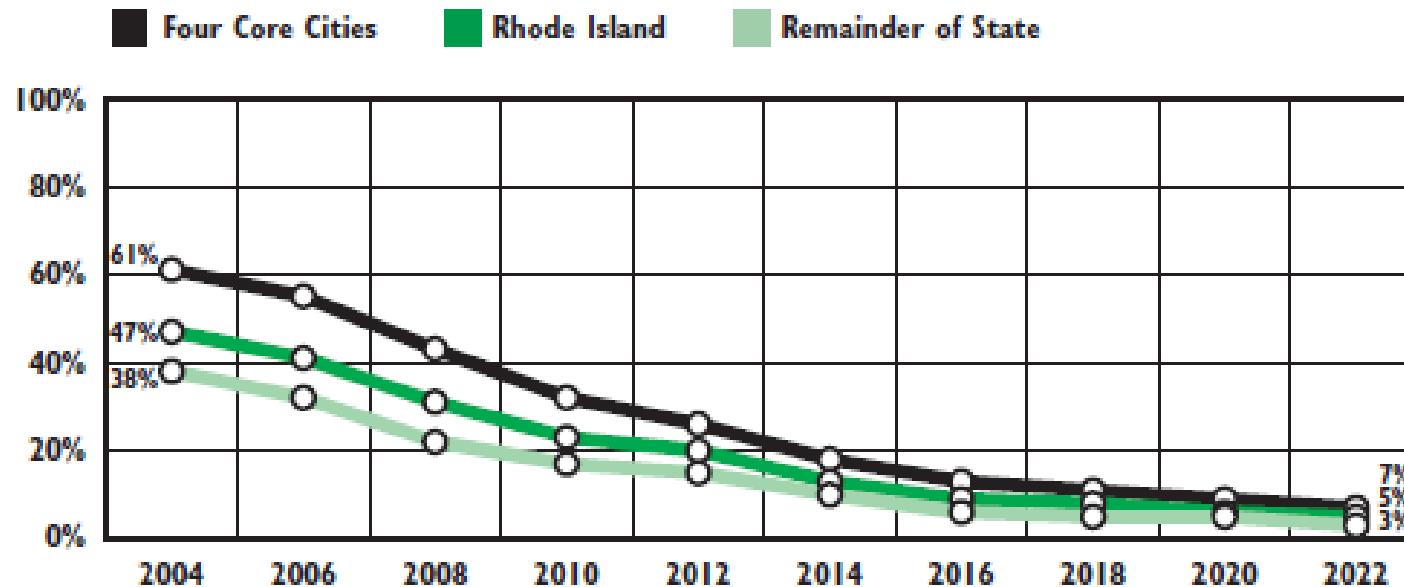
Children Under 21 Enrolled in Medical Assistance* Programs Who Received Any Dental Service, Rhode Island, SFY 2010-2020



- 49% (62,540) of the children who were enrolled in Rlte Care, Rlte Share, or Medicaid fee-for-service on June 30, 2020 received a dental service during State Fiscal Year (SFY) 2020.
- This is more than a 10% decrease from the year prior, when 70,023 children received a dental service.

Children with Lead Poisoning

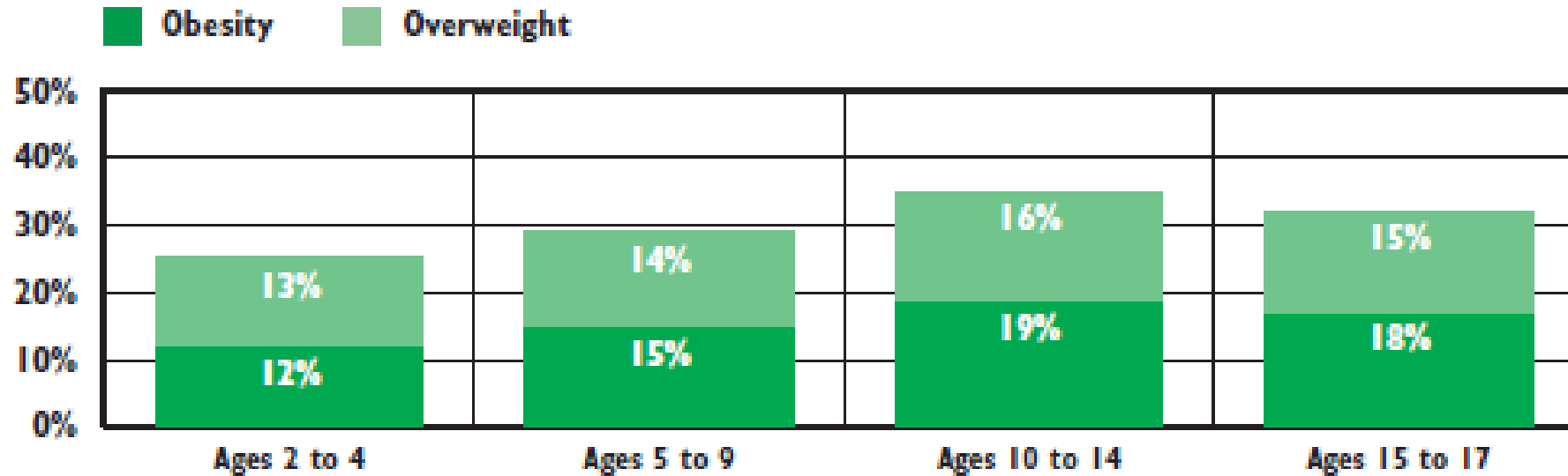
Children Entering Kindergarten with History of Elevated* Blood Lead Level Screening ($\geq 5 \mu\text{g/dL}$), Rhode Island, Four Core Cities, and Remainder of State, 2004-2022



- The number of children with elevated blood lead levels has been steadily declining in all areas of Rhode Island. Compared to the remainder of the state, the four core cities have more than twice the rate of children with elevated blood levels.
- 4.5% (495) of Rhode Island children entering kindergarten in the Fall of 2020 who were screened had confirmed elevated blood lead levels of $\geq 5 \mu\text{g/dL}$.

Overweight and Obesity

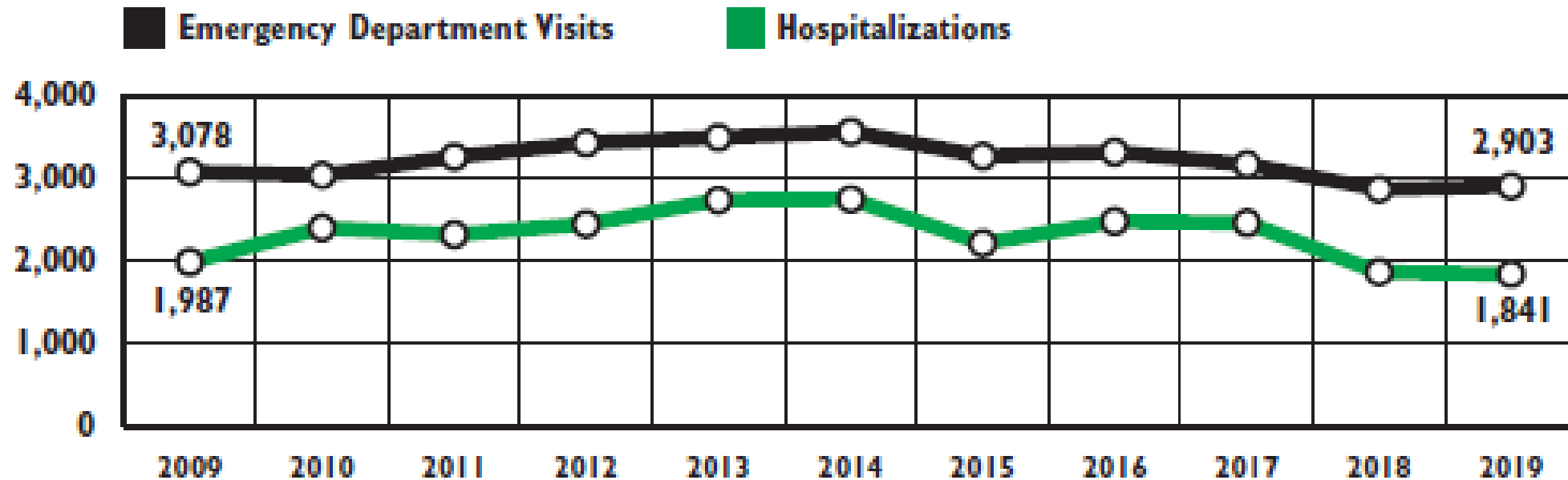
Rhode Island Childhood Overweight and Obesity by Age, 2019



- 15% of Rhode Island children ages two to 17 are overweight and 16% are obese.
- 19% of children covered by public insurance are obese compared to 14% of children with private health insurance.
- Hispanic children and Non-Hispanic Black children in Rhode Island have the highest rates of overweight and obesity.

Children's Behavioral Health

Emergency Care for Primary Diagnosis of Mental Disorder, Children Under Age 18, Rhode Island, 2009-2019*



Children's Behavioral Health

- **Concerns about increased mental health needs of children and youth prior to COVID-19.**
 - In 2019, there were 2,903 emergency department visits and 1,841 hospitalizations of RI children with a primary diagnosis of mental disorder
 - On the 2019 *YRBS*, 15% of RI high school students reported attempting suicide one or more times in the previous 12 mos.
 - In 2019, 294 RI teens were admitted to the ER after a suicide attempt, nearly double the number in 2014.
 - In 2019, 174 RI teens were hospitalized after a suicide attempt, nearly double the number in 2014.

Children's Behavioral Health

- **Significant increase in children/youth with behavioral health needs since COVID-19 pandemic**
 - In 2020, there were 4,849 calls to Kids Link RI, up 22% from 2019
 - More young children have behavioral health needs
 - Between September 2020 and September 2021 there was a 60% increase in the number of children and youth waiting for space at Bradley and an 80% increase in the number of days children are spending in the hospital
 - Each day 24-30 adolescents in RI are waiting for beds in psychiatric hospitals (psychiatric boarders)
 - Substance Abuse and Mental Health Services Administration (SAMHSA) report that in the U.S. every 50 seconds an adolescent (12-17) attempts suicide

Gun Violence as a Public Health Issue

- In Rhode Island between 2015 and 2019, there were **145 emergency department** visits and **31 hospitalizations** among children and youth attributed to firearms.
- 7 deaths of children and youth ages 15 to 19.

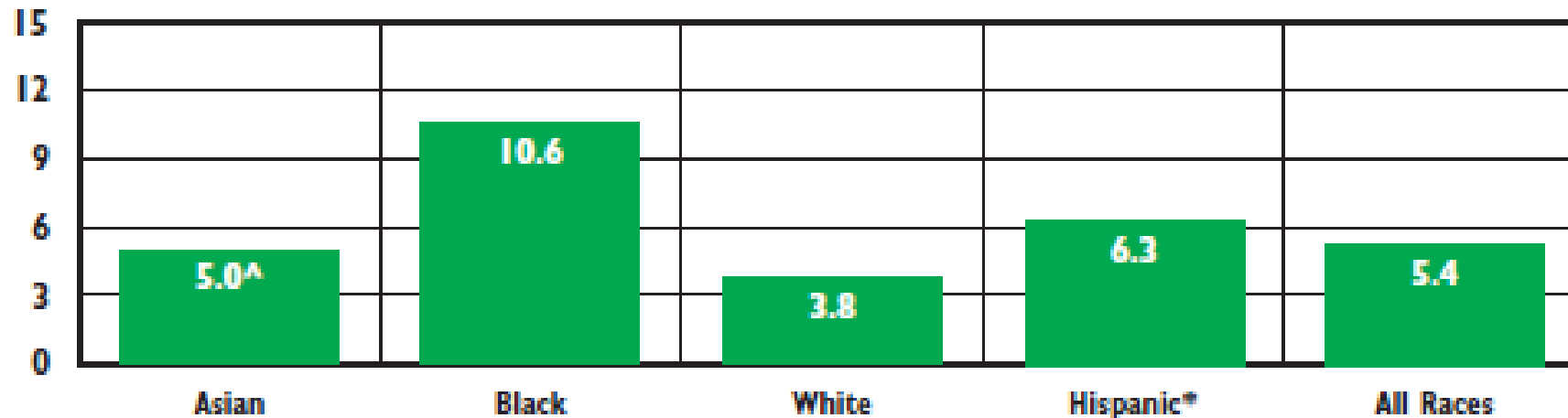
Racial/Ethnic Disparities in Health

Health Outcomes, by Race and Ethnicity, Rhode Island

| | ALL RACES | ASIAN | BLACK | HISPANIC | NATIVE AMERICAN | WHITE |
|---|--------------|-------|-------|----------|--------------------|-------|
| Children Without Health Insurance | 1.9% | 2.0% | 4.9% | 3.1% | * | 1.4% |
| Women With Delayed or No Prenatal Care | 16.1% | 17.8% | 23.5% | 19.0% | 21.3% | 13.1% |
| Preterm Births | 8.9% | 7.7% | 11.5% | 9.6% | 13.7% | 8.2% |
| Low Birthweight Infants | 7.7% | 7.6% | 11.7% | 8.1% | 11% | 6.6% |
| Infant Mortality (per 1,000 live births) | 5.4 | 4.8^ | 12 | 6.3 | * | 3.5 |
| Births to Teens Ages 15-19 (per 1,000 teens) | 12.4 | 3.3 | 14.9 | 29.5 | 27.9 | 6.4 |

Infant Mortality Rate

Infant Mortality Rate per 1,000 Live Births by Race/Ethnicity,
Rhode Island, 2015-2019



- Between 2015 and 2019, the Rhode Island infant mortality rate was 5.4 per 1,000 births.
- The Black infant mortality rate is the highest of any racial or ethnic group even after controlling for risk factors such as socioeconomic status and educational attainment. Structural racism as well as exposure to discrimination and racialized stress negatively impact birth outcomes for Black women and their babies.

Racial and Ethnic Disparities in Maternal Mortality and Morbidity

- Nationally, Black women are **3 to 4 times** more likely than white women to die of pregnancy-related complications.
- In 2014-2018, the Rhode Island severe maternal morbidity rate was 223 per 10,000 delivery hospitalizations.
- Black (345 per 10,000), Hispanic (254 per 10,000), and Asian (262 per 10,000) women all had higher rates of maternal morbidity than white women (189 per 10,000).
- Perinatal Doula Services are now eligible for reimbursement through both Medicaid and private insurance.

Moving Forward

- Restore Rhode Island's policy of **Covering All Kids** with health insurance, regardless of immigration status, including undocumented children
- Provide **twelve months of continuous Medicaid coverage for postpartum women** rather than the current 60 days postpartum
- **Close racial/ethnic disparities** across health indicators with a focus on **Black maternal and infant morbidity/mortality**
- Use ARPA funding for **affordable housing** for children and families

- Provide **comprehensive behavioral health services** in schools and community-based settings so that children and youth have the right care and provide ARPA funding to address staffing issues in community-based programs
- **Address infant and early childhood mental health needs** as well as two-generation mental health in the early years
- **Continued focus on patient-centered care for children and families-** and provide ARPA funding for pediatric outreach so that well-child visits return to pre-pandemic levels
- Improve our state's **paid family leave** program so more low-income families can benefit and increase to 12 weeks
- Address the staffing crisis in our state's **Early Intervention programs** through Early Educator Investment Act and by providing ARPA funding now through the supplemental budget request and increasing Medicaid rates that have not been increased in twenty years



Right from the
Start

[Right from the Start \(rightfromthestartri.org\)](http://rightfromthestartri.org)

Steering Committee

- Beautiful Beginnings
- Economic Progress Institute
- Head Start Association of Rhode Island
- Latino Policy Institute
- Parents Leading for Educational Equity
- RI Association for Infant Mental Health
- RI Association for the Education of Young Children
- Rhode Island Kids Count