

Preventing Bullying in Rhode Island Schools



#PreventBullyRI #EdChatRI

February 7, 2017

Special thanks to

Susan Orban

Washington County Coalition for Children
for her support of this presentation



Defining Bullying

Behavior that is aggressive, is carried out repeatedly and over time, and occurs in an interpersonal relationship where a power imbalance exists.

The Spectrum of Bullying

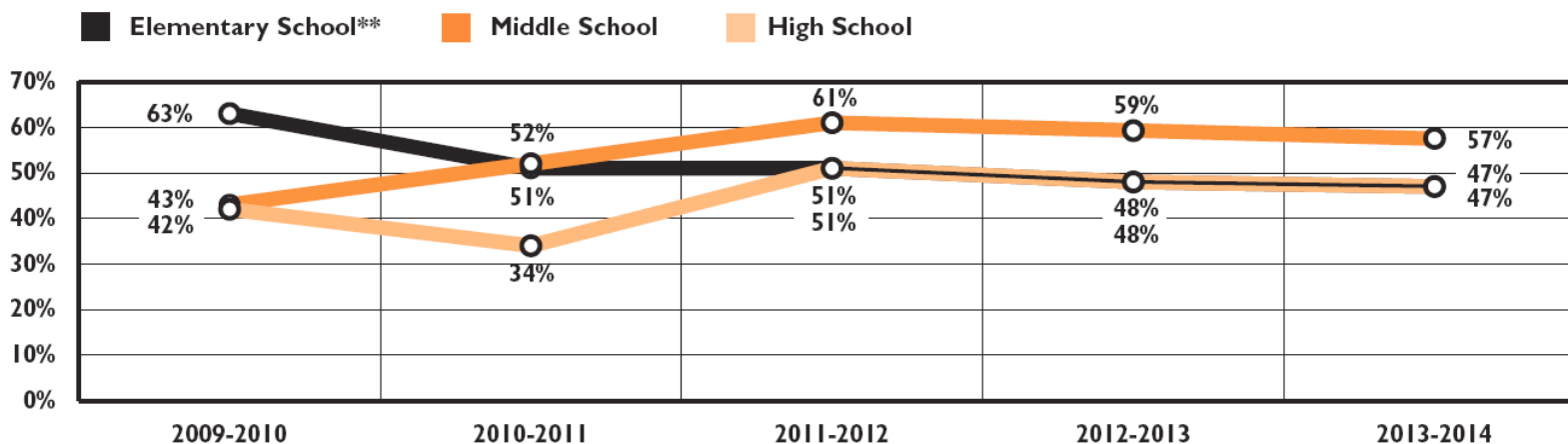


Statewide Bullying Policy

- In 2011, the Rhode Island General Assembly passed the *Safe Schools Act*.
- The Rhode Island Department of Education implemented the *Statewide Bullying Policy* on June 30, 2012.
- Reports of bullying and responses to bullying incidents are tracked at the school level.

Students Who Report Being Bullied

Students Who Report Being Bullied*, Rhode Island, by Grade Level, 2009-2014

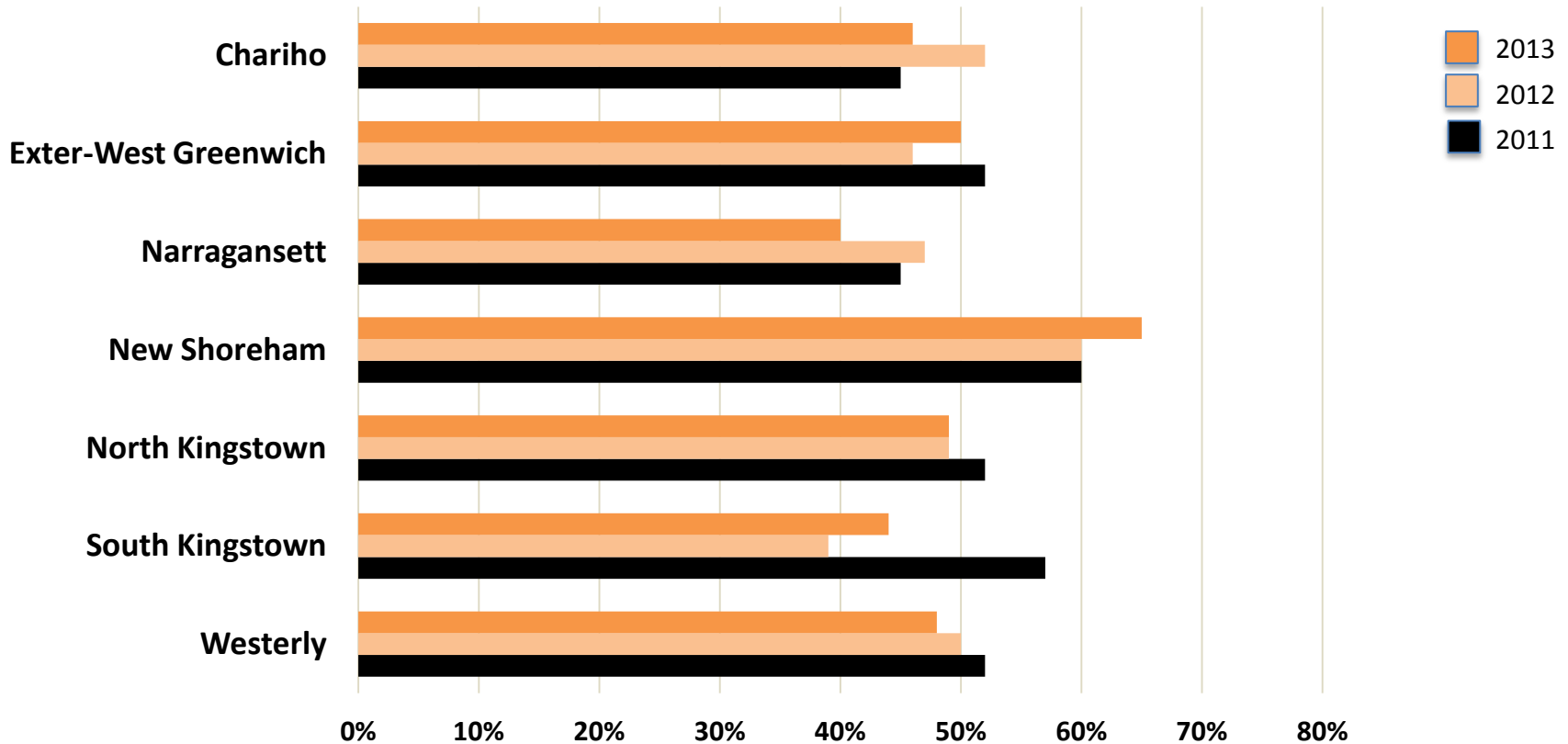


Source: Rhode Island Department of Education, *SurveyWorks!*, 2009-2014.

Note: *In the *SurveyWorks!* survey, bullied is defined as experiencing one or more of the following in the past 12 months: purposeful exclusion from activities, being teased at school, being pushed, shoved, tripped or spit on, threatened with harm, having property destroyed on purpose, experiencing coercion, having rumors being spread about self, or experiencing cyberbullying. **Elementary school is defined as students in the 4th or 5th grade.

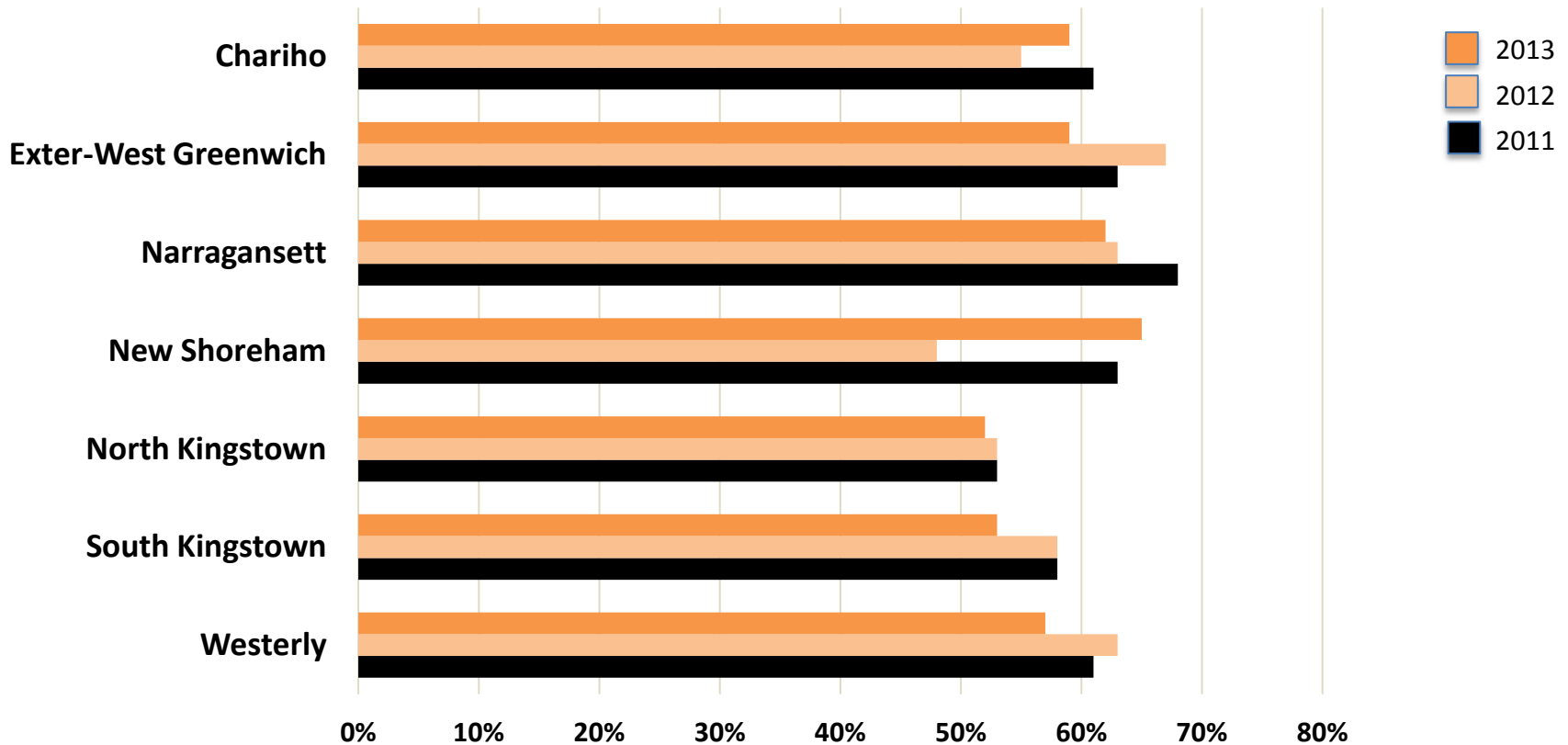
Elementary School Bully Reports

by District, 2011-2014



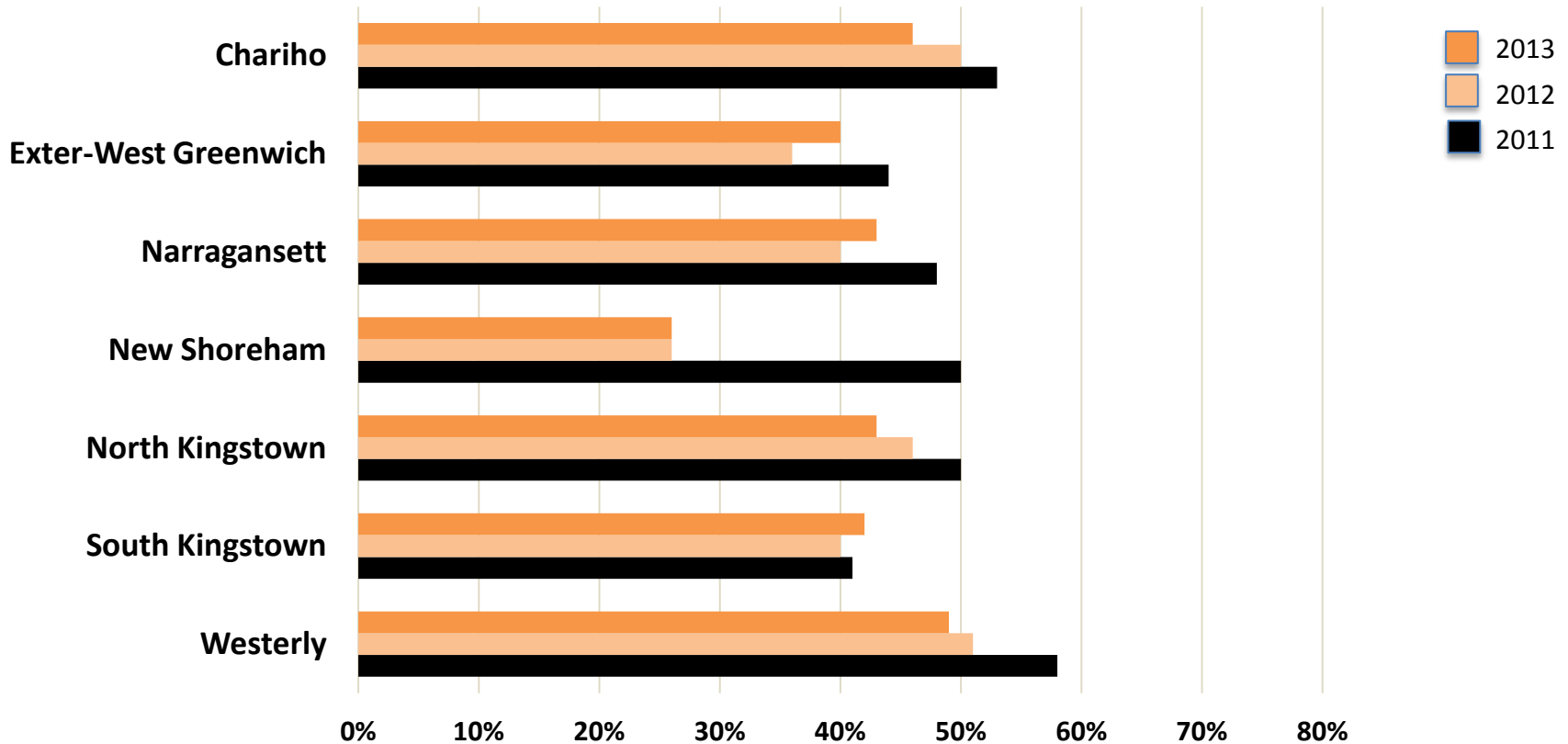
Middle School Bully Reports

by District, 2011-2014



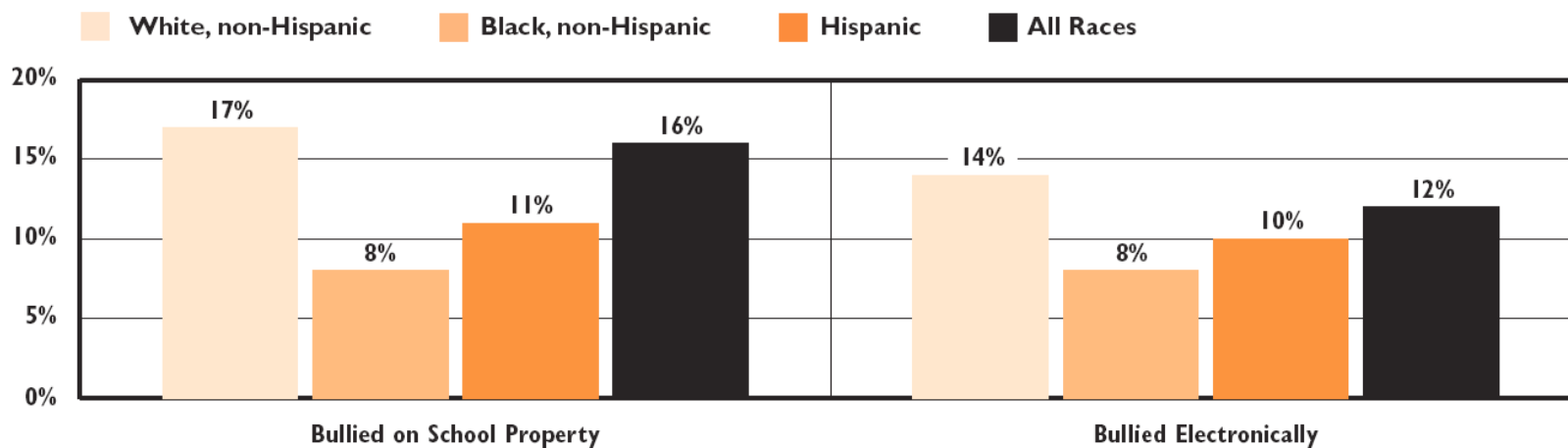
High School Bully Reports

by District, 2011-2014



Race and Ethnicity

Rhode Island High School Students, Currently Bullied*, by Race/Ethnicity, 2015

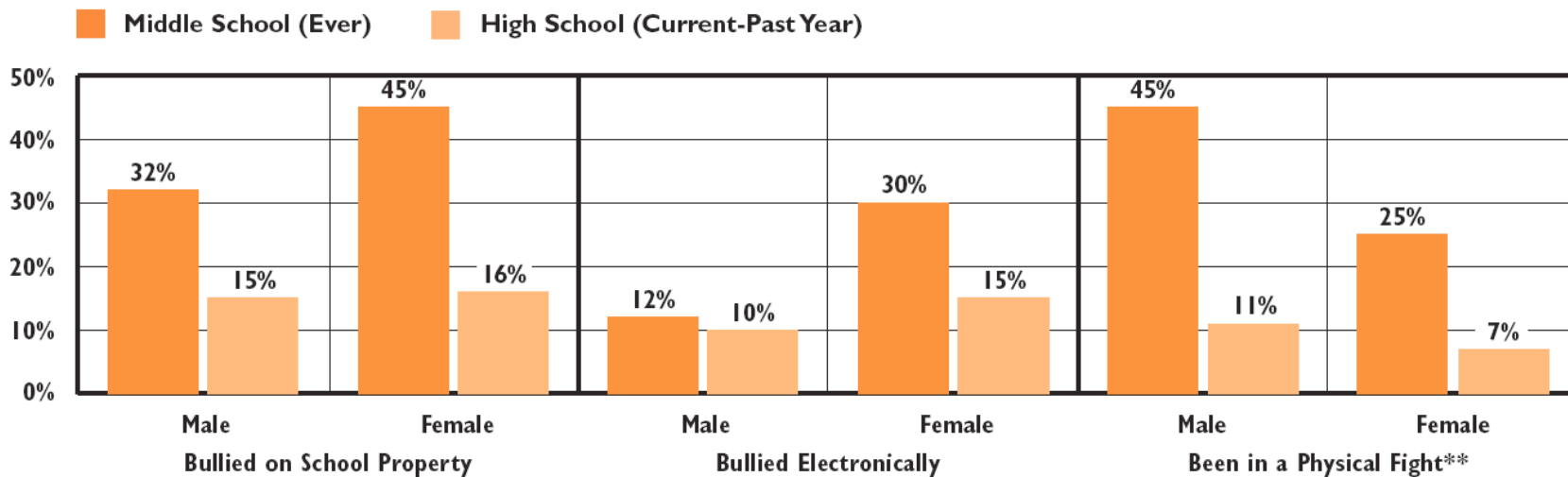


Source: Rhode Island Department of Health, *Youth Risk Behavior Survey*, 2015.

Note: *In the YRBS, currently bullied is defined as within the past year.

Gender

Bully* Status by Gender and Grade Level, Rhode Island, 2015



Source: Rhode Island Department of Health, *Youth Risk Behavior Survey*, 2015.

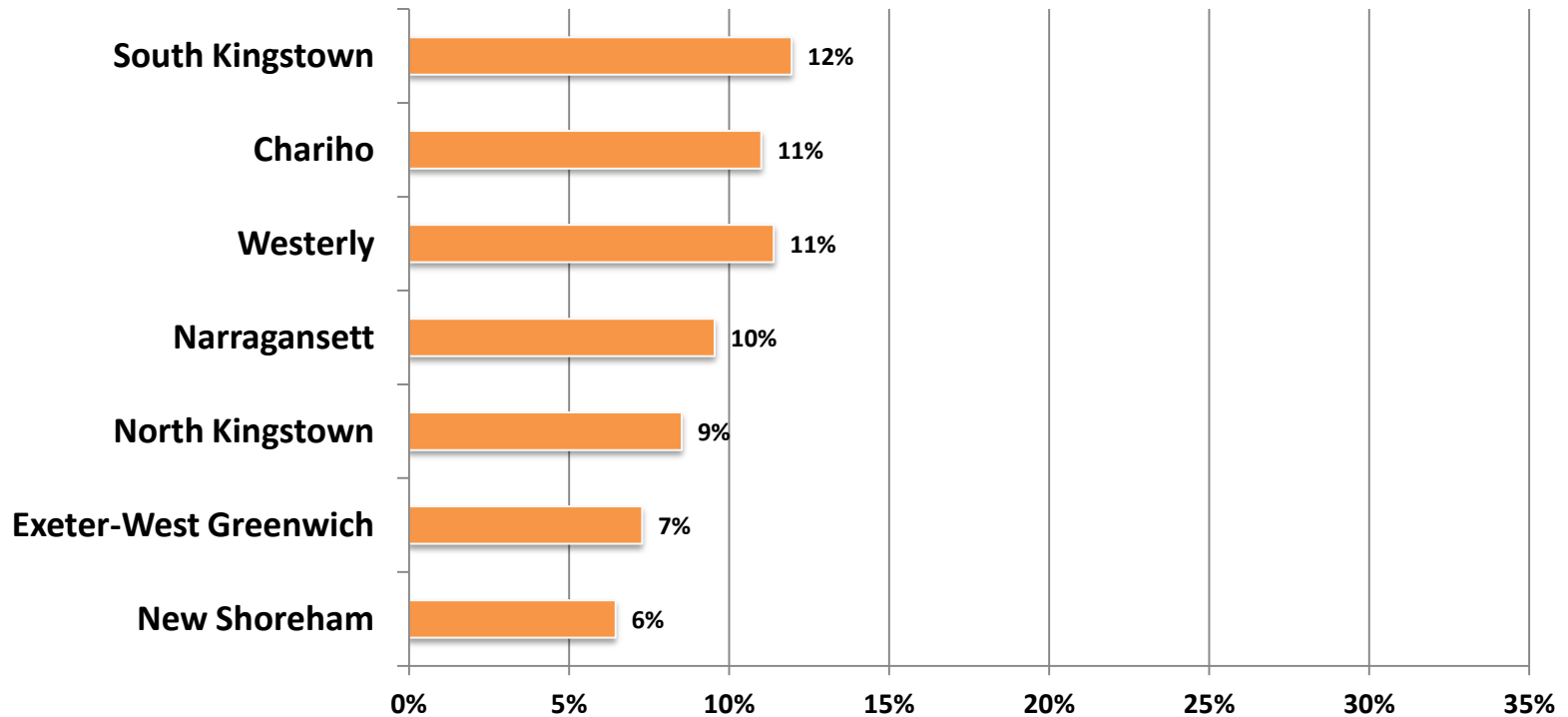
Note: *In the YRBS, middle school students self-reported ever being bullied and high school students self-reported current bullying. **In the YRBS, physical fight is defined as occurring anywhere in middle school, but only on school property for high school respondents.

LGBT and Students with Disabilities

- In 2015, **20%** of Rhode Island high school students who identify as **lesbian, gay, or bisexual (LGB)** reported being bullied on school property.
- In 2015 in Rhode Island, **25%** of high school students who had been bullied on school property **reported having a long term emotional problem or learning disability.**

Bullying and Weight

% of Washington County High School Students
Who Report Being Bullied due to Weight, 2013-2014



Reporting

Bullied Washington County Students Who Reported Incident and Indicated it Stopped, by District and Grade, 2013-2014

	<u>REPORTED BULLYING</u>			<u>BULLYING STOPPED AFTER REPORTING</u>		
	ELEMENTARY SCHOOL	MIDDLE SCHOOL	HIGH SCHOOL	ELEMENTARY SCHOOL	MIDDLE SCHOOL	HIGH SCHOOL
Chariho	70%	39%	21%	37%	52%	30%
Exeter-West Greenwich	68%	29%	18%	42%	40%	25%
Narragansett	83%	37%	18%	55%	52%	27%
New Shoreham	69%	53%	25%	23%	76%	50%
North Kingstown	71%	32%	18%	40%	42%	26%
South Kingstown	69%	24%	21%	37%	33%	30%
Westerly	71%	36%	18%	34%	50%	27%
Core Cities	72%	37%	24%	39%	45%	33%
Statewide	73%	36%	20%	40%	46%	28%

Elementary School Climate Factors

Washington County Elementary Schools Students
by District, 2013-2014

District Name	Feel Safe Inside School Hallways	Students Respect Teachers
Chariho	92%	82%
Exeter-West Greenwich	90%	84%
Narragansett	95%	86%
New Shoreham	100%	50%
North Kingstown	92%	85%
South Kingstown	96%	90%
Westerly	89%	75%
Core Cities	81%	63%
Statewide	89%	78%

Middle School Climate Factors

Washington County Middle Schools Students
by District, 2013-2014

District Name	Students Fell Safe in Hallways	Students Respect Each Other	Students Respect Teachers	Teachers Respect Students
Chariho	89%	63%	70%	84%
Exeter-West Greenwich	88%	65%	69%	79%
Narragansett	88%	57%	56%	76%
New Shoreham	100%	56%	73%	100%
North Kingstown	96%	72%	75%	89%
South Kingstown	90%	61%	62%	82%
Westerly	89%	56%	59%	84%
Core Cities	79%	47%	44%	72%
Statewide	87%	58%	60%	81%

High School Climate Factors

Washington County High Schools Students
by District, 2013-2014

District Name	Students Fell Safe in Hallways	Students Respect Each Other	Students Respect Teachers	Teachers Respect Students
Chariho	88%	55%	53%	72%
Exeter-West Greenwich	95%	71%	71%	83%
Narragansett	92%	70%	71%	83%
New Shoreham	100%	90%	79%	90%
North Kingstown	88%	67%	64%	76%
South Kingstown	84%	60%	59%	79%
Westerly	85%	50%	49%	75%
Core Cities	78%	50%	46%	70%
Statewide	84%	52%	52%	74%

Bullying Prevention Programming and Best Practices

- Olweus Bullying Prevention Program (OBPP)
- Positive Behavioral Interventions and Supports (PBIS)
- No Bully
- Restorative Justice

Recommendations

- Policies and Data Collection
- Best Practices for Schools
- Targeted Interventions
- School and Community Engagement



Jim Beasley (JBeasley@rikidscount.org)
Kara Foley (KFoley@rikidscount.org)

Rhode Island KIDS COUNT
One Union Station
Providence, RI 02903
(401) 351-9400 voice
www.rikidscount.org
rikids@rikidscount.org



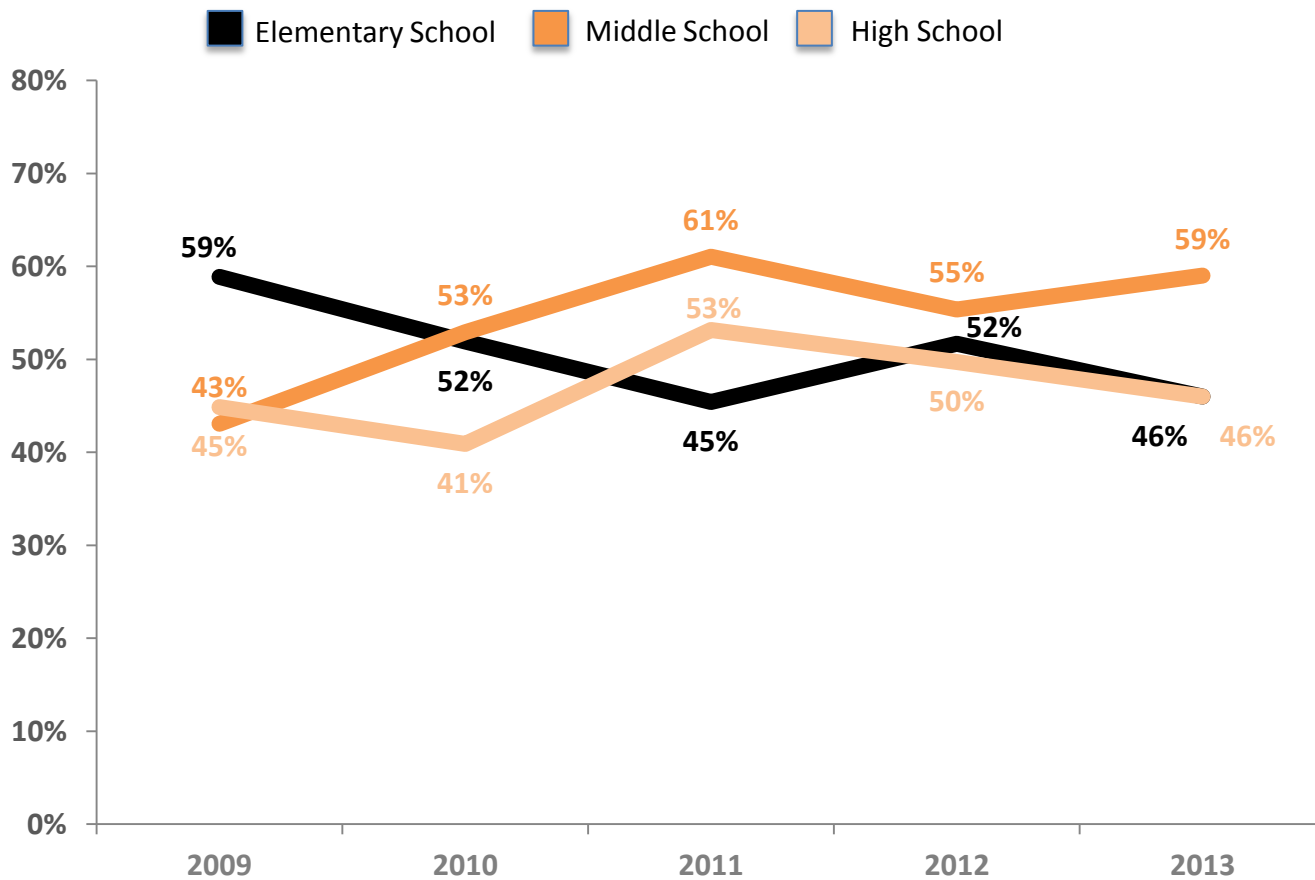
Rhode Island
KIDS COUNT



@RIKidsCount

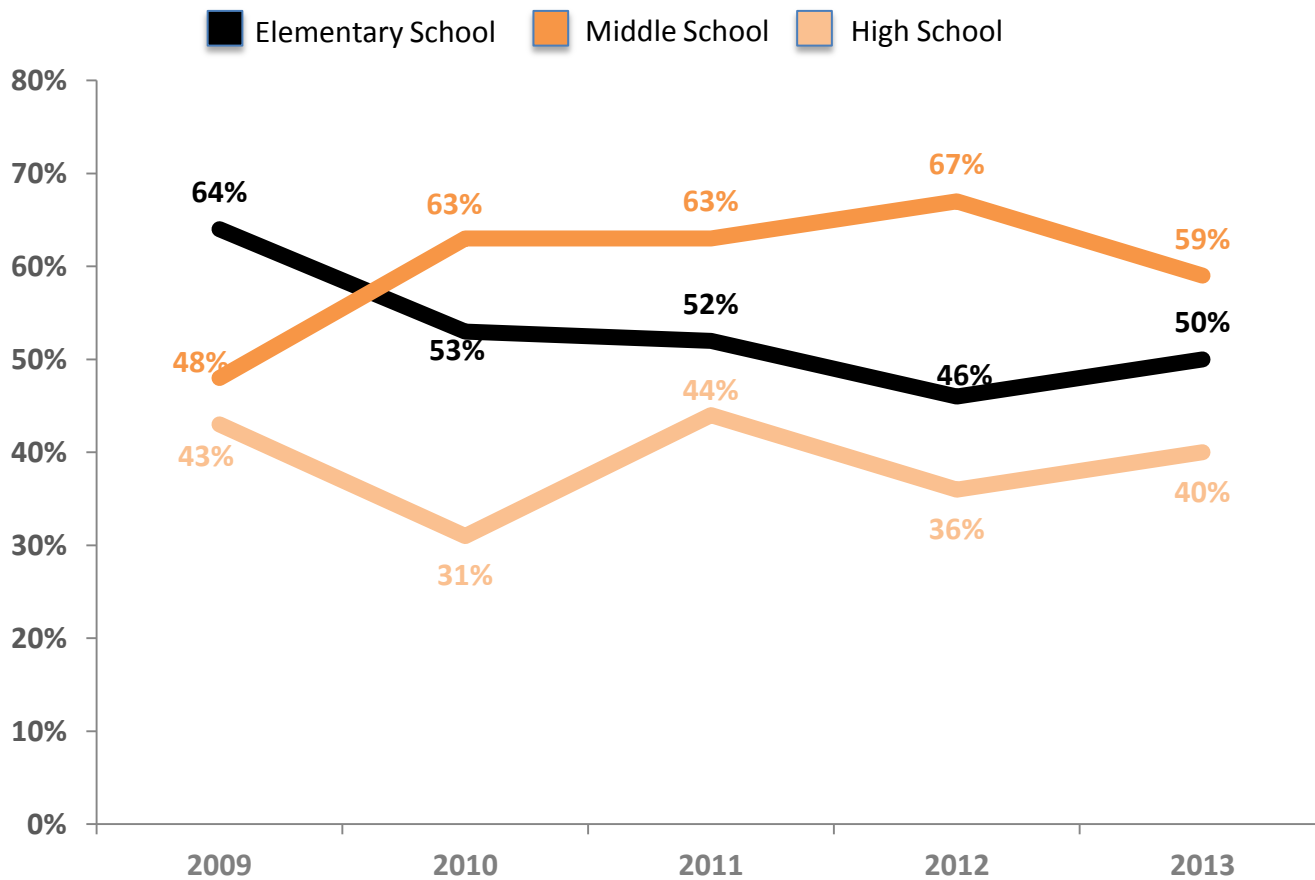
Chariho

% of Chariho Students Who Report Being Bullied, by Grade Level, 2009-2014



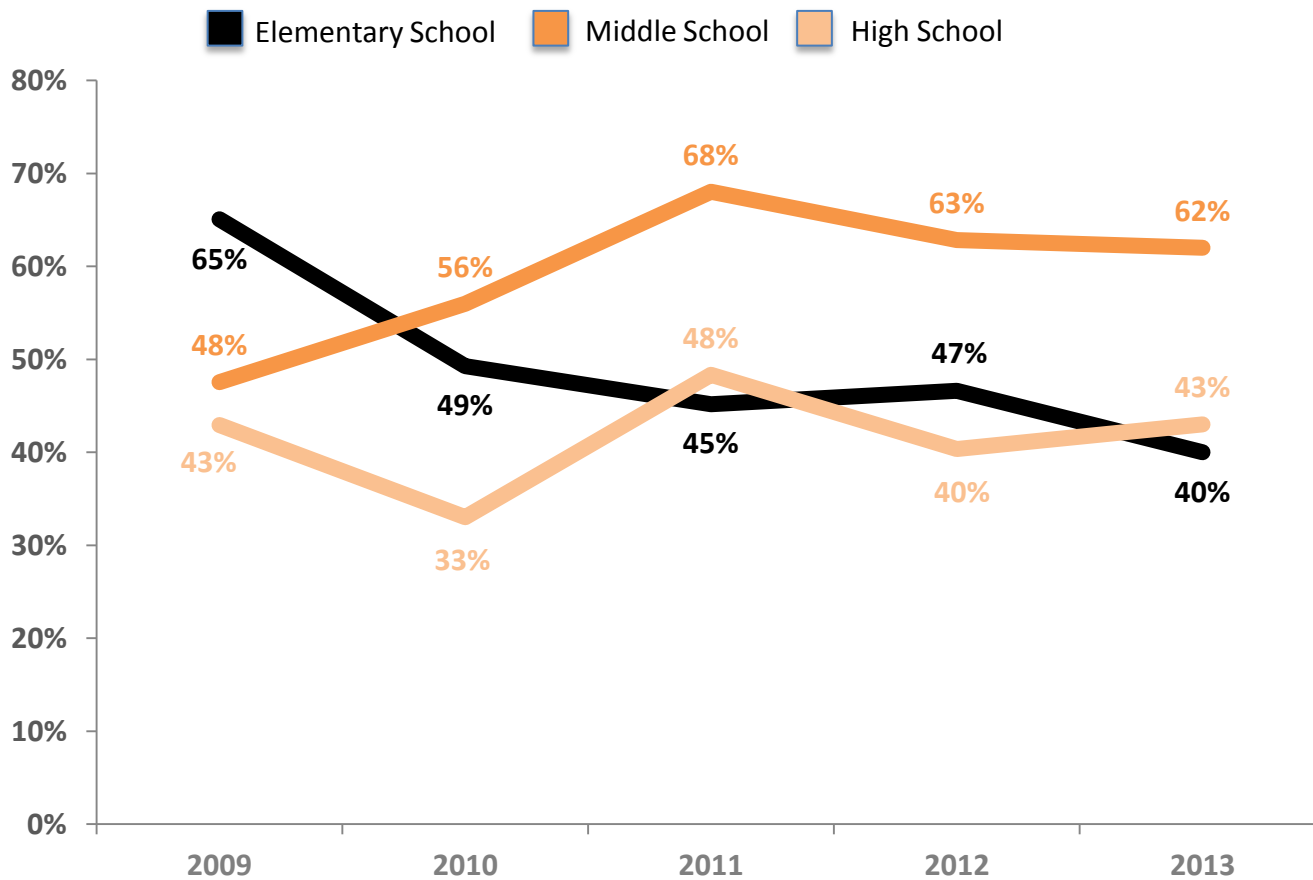
Exeter-West Greenwich

% of Exeter-West Greenwich Students Who Report Being Bullied, by Grade Level, 2009-2014



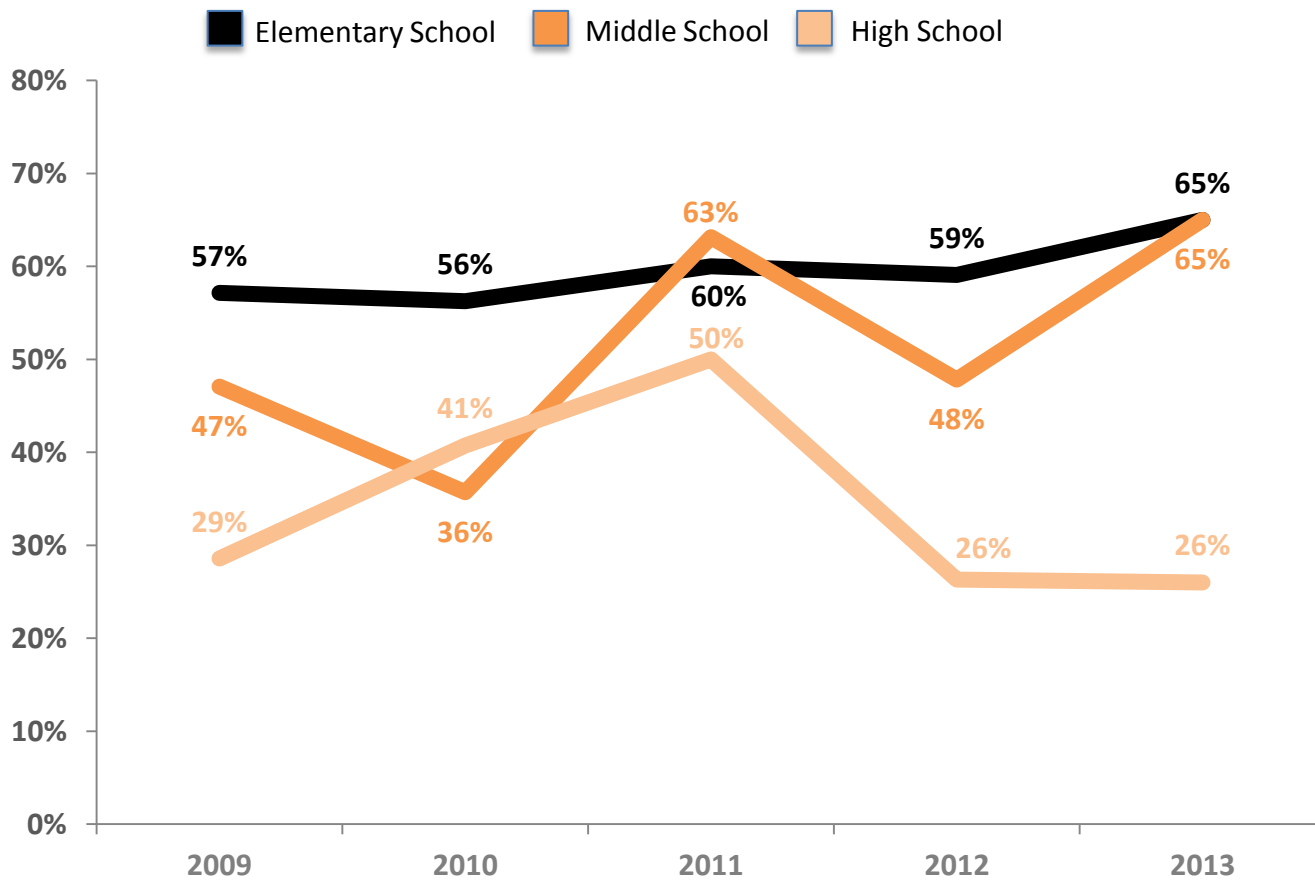
Narragansett

% of Narragansett Students Who Report Being Bullied, by Grade Level, 2009-2014



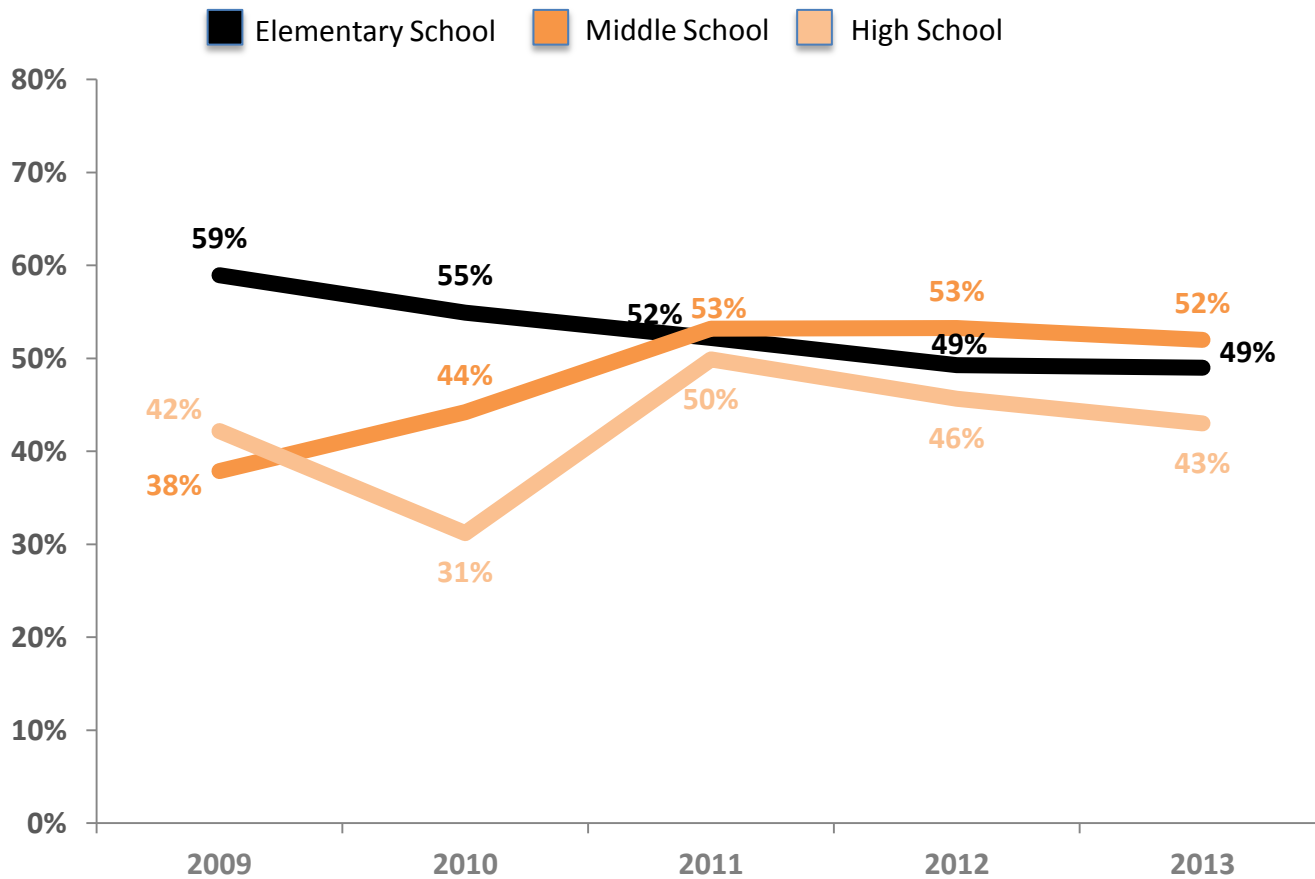
New Shoreham

% of New Shoreham Students Who Report Being Bullied, by Grade Level, 2009-2014



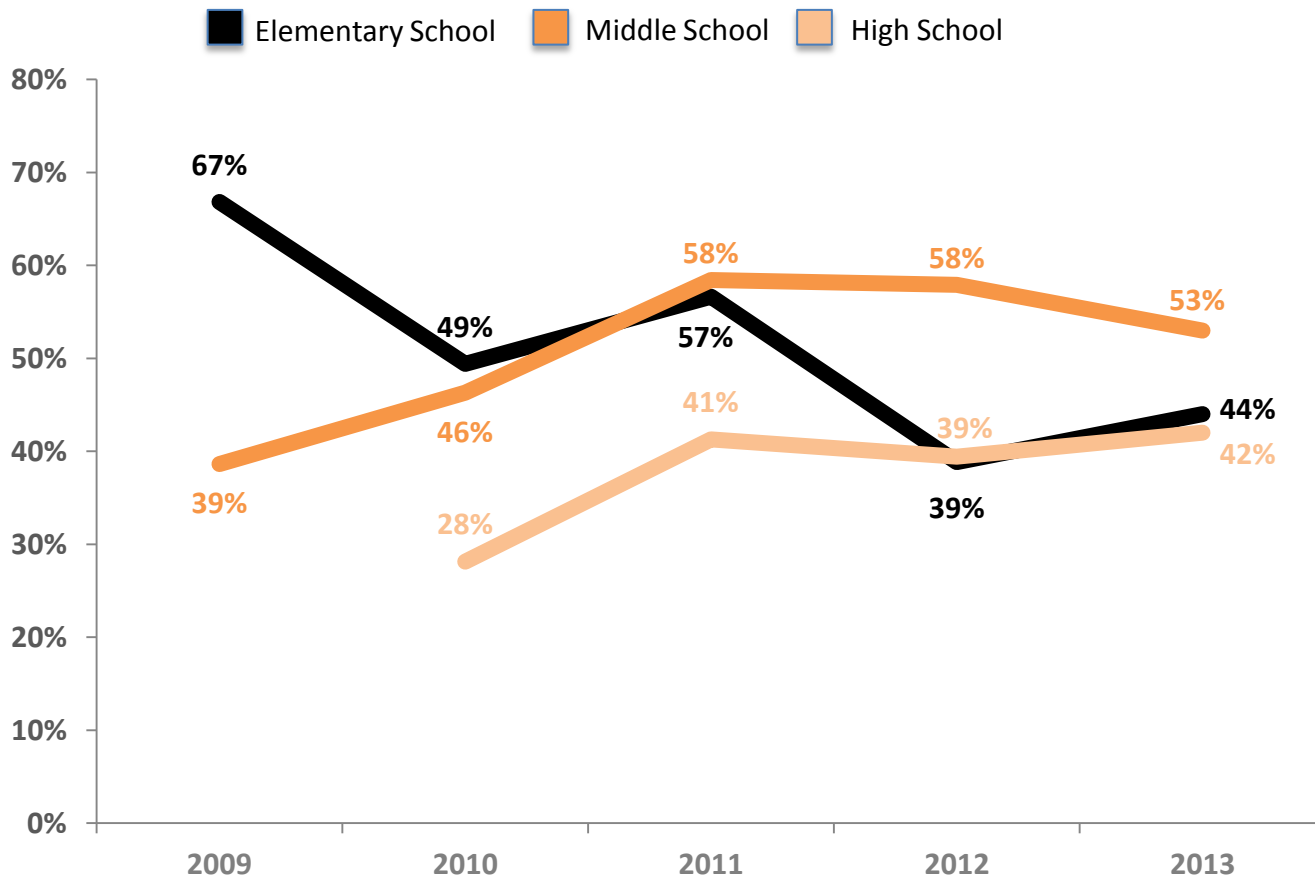
North Kingstown

% of North Kingstown Students Who Report Being Bullied, by Grade Level, 2009-2014



South Kingstown

% of South Kingstown Students Who Report Being Bullied, by Grade Level, 2009-2014



Westerly

% of Westerly Students Who Report Being Bullied, by Grade Level, 2009-2014

