

Youth in the Justice System

DEFINITION

Youth in the justice system is the number of youth ages 21 or under who were on probation and the number of youth ages 18 and under who were at the Rhode Island Training School at any time during the calendar year.

SIGNIFICANCE

The youth justice system is responsible for ensuring community safety by promoting positive youth development and by recognizing that the needs of children and adolescents in the justice system are different than adults. During adolescence, the part of the brain that controls reasoning, weighs consequences, and helps youth consider the implications of their behavior is still developing, and it can be further delayed with exposure to substances. This ongoing brain development means that adolescents make decisions and solve problems differently than adults. Adolescents are more likely to be impulsive, misread social and emotional situations, get into accidents and fights, and engage in risk-taking behaviors. With guidance and support from parents and caring adults, most adolescents will grow out of these behaviors as their brain develops.¹⁻⁴

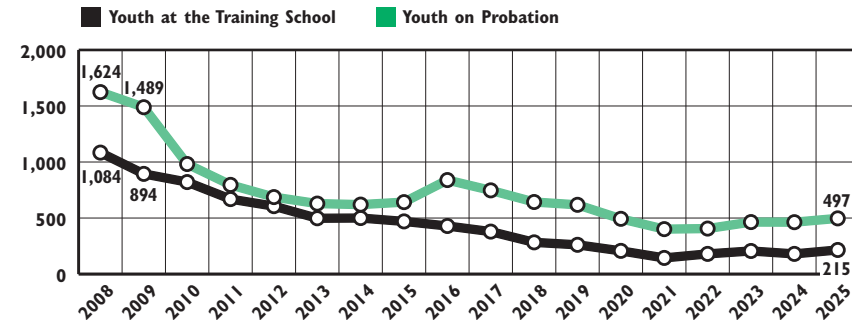
Youth justice systems have a range of options for monitoring and rehabilitating youth, including restorative justice programs, evidence-

based treatment programs, probation, and incarceration. Alternatives to incarceration have been shown to be more developmentally appropriate, more effective in preventing recidivism, and more cost effective than incarceration. The most successful programs involve family in treatment and promote healthy development at the individual, family, school, and peer levels.⁵⁻⁸

The Rhode Island Department of Children, Youth and Families (DCYF) Division of Youth Development (formerly Division of Juvenile Corrections) implements a continuum of programs to promote positive development for youth in its care and custody and to reduce recidivism. As part of this continuum, DCYF operates the Rhode Island Training School, the state's secure facility for adjudicated youth and youth in secure detention awaiting trial.⁹ On December 31, 2025, 58 youth were in the care or custody of the Training School, 30 of whom were physically at the Training School.¹⁰ The Office of Juvenile Probation provides supervision and supports to maintain youth safely in the community, including youth living at home, in foster care, and in residential treatment programs (temporary community placements).⁹ On January 5, 2026, there were 286 youth on probation, down 7% from 307 youth on January 2, 2025.¹⁰



Youth in the Justice System, Calendar Years 2008-2025



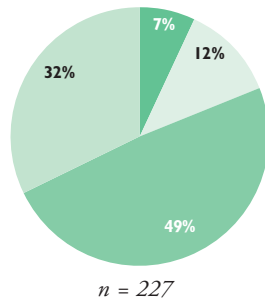
Source: Rhode Island Department of Children, Youth and Families, RICHIST, 2008-2025. Some youth may have spent time at the Training School and on probation during any calendar year.

- ◆ Between 2008 and 2025, the annual total number of youth at the Training School at any point during the year declined by 80% from 1,084 to 215. The decline of youth at the Training School began after a cap of 148 boys and 12 girls on any given day was placed on the Training School population in July 2008.^{10,11}
- ◆ During 2025, a total of 215 youth were at the Training School at any point during the year, up 49% from 144 during 2021.¹⁰
- ◆ From 2008 to 2025, the annual total number of youth on probation at any point during the year declined by 69% from 1,624 to 497. A total of 497 youth were on probation during 2025, an increase of 22% from 2022 (406). Of the 497 youth on probation, 87% were on probation at home, and 13% were on probation in out-of-home placements.¹⁰
- ◆ The average age of youth at the Training School in 2025 was 16 years, however, 7% (16) of youth who passed through the Training School at any point in 2025 were under the age of 14.¹⁰ Internationally, the United Nations has advised countries to establish a minimum age of criminal responsibility of at least 14.¹² Unlike peer nations, the United States has not set a national age of criminal responsibility, detention, or confinement. In recent years, many states have taken measures to reassess both upper and lower age limits in their youth justice systems to align with advances in adolescent brain development research.^{12,13}

Youth in the Justice System by Age

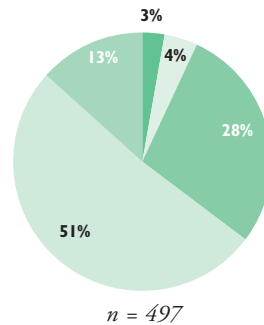
Youth at the Training School by Age, 2025

- 7% (16) ■ Under Age 14
- 12% (28) ■ Age 14
- 49% (111) ■ Ages 15 to 16
- 32% (72) ■ Ages 17 to 18



Youth on Probation by Age, 2025

- 3% (17) ■ Under Age 14
- 4% (22) ■ Age 14
- 28% (141) ■ Ages 15 to 16
- 51% (254) ■ Ages 17 to 18
- 13% (63) ■ Ages 19 to 20



Source: Rhode Island Department of Children, Youth and Families, RICHIST, 2025. Total number of youth at the Training School by age (227) is larger than the total number of youth at the Training School (215) due to some youth having birthdays while at the Training School and therefore being counted twice. Percentages may not sum to 100% due to rounding.

Youth in the Justice System by Gender

◆ During 2025, 10% of the 215 youth at the Training School were girls and 89% were boys. Similarly, 13% of the 497 youth on probation were girls and 86% were boys.¹⁰

◆ From 2024 to 2025, the number of girls who passed through the Training School decreased by 40% from 35 in 2024 to 21 in 2025. Nationally, girls have represented a growing share of youth involved in the justice system. Girls enter the system with different personal and offense histories and needs than boys. Girls are often detained for non-violent offenses, meaning that they may not pose a public safety threat. Girls involved in youth justice are more likely to have histories of trauma, including physical and sexual abuse, than their peers. In 2025, 19% of girls who spent time at the Training School had a history of neglect or abuse prior to entering. Effective programs for girls use a developmental approach that considers trauma history, gender, and culture.^{10,14}

Racial and Ethnic Disparities in the Justice System

◆ Youth of Color continue to be disproportionately represented at every stage of the system. Nationally, Black youth are five times as likely and American Indian and Alaska Native youth are three times as likely to be incarcerated as their white peers.¹⁵

Racial and Ethnic Disparities in Rhode Island

	% OF TOTAL CHILD POPULATION, 2020	% OF YOUTH AT THE RITS, 2025	% OF YOUTH ON PROBATION, 2025
American Indian and Alaska Native	<1%	1%	1%
Asian	3%	<1%	<1%
Black	6%	26%	25%
Hispanic/Latino	27%	42%	37%
Multiracial	8%	9%	10%
Native Hawaiian and Pacific Islander	<1%	0%	0%
White	53%	21%	26%
Unknown	NA	<1%	0%
TOTAL	209,785	215	497

Sources: Rhode Island Child Population data by race are from the U.S. Census Bureau, 2020 Census. Youth at the Training School and on probation data are from the Rhode Island Department of Children, Youth and Families, RICHIST, 2025. Hispanic children may be of any of the race categories. Race categories are non-Hispanic. Percentages may not sum to 100% due to rounding.

◆ During 2025, non-Hispanic Black youth made up 26% of youth at the Training School and 25% of youth on probation, while making up only 6% of the total child population. Hispanic youth made up 42% of youth at the Training School and 37% of youth on probation, while making up 27% of the total child population.^{10,16}

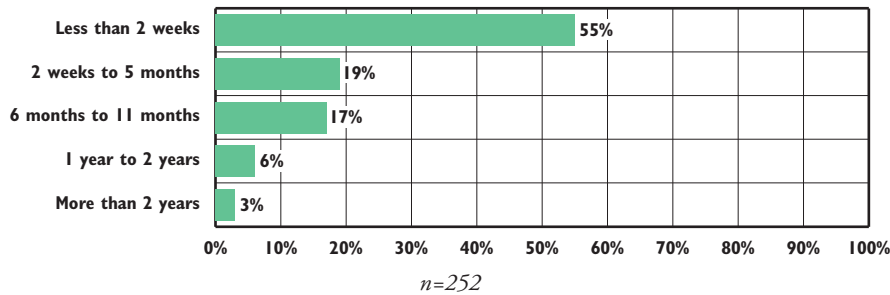
Juvenile Detention Alternatives Initiative (JDAI)

◆ The Annie E. Casey Foundation's Juvenile Detention Alternatives Initiative (JDAI) works in jurisdictions across the U.S. to promote policies and practices that reduce inappropriate and unnecessary secure detention, reduce racial and ethnic disparities, and maintain public safety. JDAI focuses on creating opportunities for positive youth development through proven, family-focused interventions. For most youth in the justice system, JDAI recommends using high-quality community-based programs that provide supervision, accountability, and therapeutic services. Since 2009, Rhode Island youth justice stakeholders have contributed to a statewide JDAI effort that has created a coordinated reform effort to decrease the number and racial disproportionality of youth at the Training School and to increase the use of community-based alternatives to detention.^{17,18}

Youth in the Justice System



Discharges From the Rhode Island Training School, by Length of Time in Custody, 2025



Source: Rhode Island Department of Children, Youth and Families, RIC HIST, 2025. Total number of discharges (252) is larger than the total number of youth who passed through the Training School (215) due to some youth being discharged from the Training School more than once in 2025. Percentages may not sum to 100% due to rounding.



Promoting Rehabilitation and Preventing Recidivism

◆ The Division of Youth Development is a resource for rehabilitating youth who have committed serious offenses. Youth who are considered to pose a danger to the community can be confined in the Training School, but a growing body of national research suggests that youth incarceration may increase criminal behavior and recidivism among youth with less serious offenses.^{2,5,9} Of the 215 youth at the Training School during 2025, 77% (166) were admitted once, 18% (39) were admitted twice, and 5% (10) were admitted three or more times.¹⁰

◆ Objective admissions screening tools may help limit the use of secure detention to serious offenders and reduce bias in decision making for which youth are sent to secure detention. The Rhode Island General Assembly passed a law in 2008 that mandates the use of a screening tool called the Risk Assessment Instrument (RAI) for youth being considered for secure detention. The RAI has been piloted but has not yet been fully implemented in Rhode Island and needs reevaluation before widespread use in the field.^{11,19,20}



Supporting Youth Development at the Training School

History of Child Neglect and Abuse:

◆ Children who experience child neglect or abuse are at increased risk for developing behavior problems and becoming involved in the youth justice system.²¹ In 2025, 14% (30) of the 215 youth at the Training School had at some point in their childhood been victims of documented child neglect or abuse.¹⁰

Behavioral Health Services:

◆ In 2025, more than half (53%) of the 215 youth at the Training School received mental health services at the Training School for psychiatric diagnoses other than conduct and adjustment disorders, including 38% (8) of female youth and 55% (105) of male youth. During 2025, 45% (96) of the 215 youth at the Training School received substance use treatment services, including 38% (8) of female youth and 46% (88) of male youth. Of these, 41 youth received residential substance abuse treatment.²²

Educational Services:

◆ While the average age of youth at the Training School in 2025 was 16 years, students' math and reading skills were on average at a fifth-grade level at entry to the Training School. Average grade levels for math increased by 1.7 grade levels and more than two grade levels for reading, at time of departure.^{10,23}

Special Educational Services:

◆ Of the 133 youth ages 11 to 18 who received educational services at the Training School during the 2024-2025 academic year, 44% (59) received special education services based on Individualized Education Programs (IEPs).²²

Educational Achievements:

◆ During 2024-2025, six youth completed their High School Diplomas, seven youth received their GED, and 17 youth received post-secondary education services. Youth also completed learning/skills development opportunities including culinary (108), barbering (35), CPR and First Aid (27), driver's education (17), peer mediation and conflict resolution (18), CCAP (12), and ServSafe Food handling certifications (<6). Youth may participate in more than one development opportunity.²³



Youth in Detention in Rhode Island

◆ In Rhode Island, the term “detention” is used to describe the temporary custody of a youth, who is accused of a wayward or delinquent offense, at the Training School pending a hearing in Family Court. Children cannot be sent to pretrial detention in Rhode Island unless a determination is made by the Family Court that “the child poses a substantial risk of harm to self or to others”.¹⁹

◆ Some youth are detained for short periods of time and released at their first court appearance (usually the following business day, and no longer than five business days).¹⁹ Of the 252 discharges from the Training School during 2025, 23% had stays of two days or less, 32% had stays of three days to two weeks, and 45% had stays of more than two weeks.¹⁰

Table 25.

Youth in the Justice System, Rhode Island, 2025

CITY/TOWN	TOTAL POPULATION AGES 13-18 2020	# YOUTH ON PROBATION	# OF PRE-ADJUDICATED YOUTH AT THE RITS	# OF ADJUDICATED YOUTH AT THE RITS	TOTAL # OF YOUTH AT THE RITS
Barrington	1,869	<6	<6	0	<6
Bristol	1,735	0	0	0	0
Burrillville	1,283	11	<6	<6	<6
Central Falls	2,211	10	<6	<6	6
Charlestown	489	<6	0	0	0
Coventry	2,544	<6	0	<6	<6
Cranston	5,813	18	6	<6	11
Cumberland	2,757	<6	<6	0	<6
East Greenwich	1,482	0	0	0	0
East Providence	2,723	12	<6	<6	6
Exeter	450	<6	<6	0	<6
Foster	320	<6	<6	0	<6
Glocester	756	0	0	0	0
Hopkinton	584	<6	<6	0	<6
Jamestown	367	<6	0	0	0
Johnston	1,886	6	<6	0	<6
Lincoln	1,700	8	0	0	0
Little Compton	259	0	0	0	0
Middletown	1,199	7	<6	<6	<6
Narragansett	785	<6	0	0	0
New Shoreham	78	0	0	0	0
Newport	1,637	11	6	0	7
North Kingstown	2,183	8	<6	<6	<6
North Providence	2,151	6	<6	<6	<6
North Smithfield	870	<6	<6	0	<6
Pawtucket	5,549	72	30	13	35
Portsmouth	1,478	<6	0	0	0
Providence	16,873	142	52	29	69
Richmond	602	<6	0	0	0
Scituate	783	<6	0	<6	0
Smithfield	1,347	<6	0	0	0
South Kingstown	3,100	6	<6	0	<6
Tiverton	1,009	<6	0	0	0
Warren	694	<6	0	0	0
Warwick	4,902	13	6	<6	<6
West Greenwich	496	0	0	0	0
West Warwick	1,889	12	<6	<6	<6
Westerly	1,512	7	<6	<6	<6
Woonsocket	3,108	49	19	14	27
Out-of-State	NA	39	13	7	18
Five Core Cities	29,378	284	112	59	144
Remainder of State	52,095	151	38	19	53
Rhode Island	81,473	435	150	78	197

Source of Data for Table/Methodology

Rhode Island Department of Children, Youth and Families, Rhode Island Children’s Information System (RICHIST), 2025; and the U.S. Census Bureau, Census 2020.

Five core cities are Central Falls, Newport, Pawtucket, Providence, and Woonsocket.

Total number of youth includes adjudicated and pre-adjudicated youth who were at the Rhode Island Training School during calendar year 2025 (including youth from out of state, those with unknown addresses, and those in temporary community placements). Youth with out-of-state addresses are not included in the Rhode Island, five core cities, or remainder of state totals. The total number of youth at the Training School may not equal the sum of adjudicated and pre-adjudicated youth because some youth may have spent time at the Training School both before and after sentencing. Youth with unknown addresses were not included in the table.

In Rhode Island, there is no statutory minimum age limit for sentencing, however adjudicated children under age 13 typically do not serve sentences at the Training School.

An “out-of-state” designation is given to youth whose parent(s) have an address on file that is outside of Rhode Island or to youth who live in other states but have committed crimes in Rhode Island and have been sentenced to a term of probation or to serve time at the Training School. They are not included in the Rhode Island total.

References

- Cavanagh, C. (2022). Healthy adolescent development and the juvenile justice system: Challenges and solutions. *Child Development Perspectives*, 16(3), 141–147.
- Mendel, R. A. (2022). *Why youth incarceration fails: An updated review of the evidence*. The Sentencing Project, Research and Advocacy for Reform.
- Ramírez-Rivera, E., & Martínez-González, K. G. (2025). Neurodevelopmental justice: rethinking adolescent criminal responsibility in Puerto Rico. *Frontiers in Psychology*, 16(1741945), 1741945.

(continued on page 184)

References

¹² Rhode Island Department of Children, Youth and Families. (2026). *Voluntary Extension of Care Program Data, December 31, 2025*.

(continued from page 93)

References for Youth Referred to Family Court

¹ Interagency Working Group on Youth Programs. (n.d.). *Youth justice: Risk and protective factors*. Retrieved March 29, 2024, from <https://youth.gov/youth-topics/juvenile-justice/risk-and-protective-factors>

² Rhode Island Family Court. (n.d.). *About the Family Court*. Retrieved March 29, 2024, from www.courts.ri.gov

³ Rhode Island Family Court. (2026). *2014-2025 Juvenile Offense Reports*.

⁴ U.S. Census Bureau. (2020). *Table PCT 12*.

⁵ St. John, V., Murphy, K., & Liberman, A. (2020). *Recommendations for addressing racial bias in risk and needs assessment in the juvenile justice system*. www.childtrends.org

⁶ Mendel, R. A. (2024). *Protect and redirect: America's growing movement to divert youth out of the justice system*. The Sentencing Project. <https://www.sentencingproject.org/app/uploads/2024/03/Protect-and-Redirect-Americas-Growing-Movement-to-Divert-Youth-Out-of-the-Justice-System.pdf>

⁷ Decker, T. (2019). *A roadmap to the ideal juvenile justice system*. Georgetown University Center for Juvenile Justice Reform.

⁸ U.S. Census Bureau. (2020). *Table PCT 12B*.

⁹ Rhode Island General Laws, Sections 14-1-3, 14-1-5, 14-1-6, 14-1-7, 14-1-7.1, 14-1-7.2, 14-1-7.3, 14-1-32.1, 14-1-32.4, 14-1-33, 14-1-51, 14-1-67.

¹⁰ *Rhode Island Family Court*. (2024 and 2025).

¹¹ Rhode Island for Community and Justice. (2020). *Rhode Island juvenile hearing boards*. www.ricj.org

¹² Rhode Island Family Court. (2026). *2025 Juvenile hearing board totals*.

¹³ National Juvenile Justice Network. (2020). *Policy platform: Raise the minimum age for trying children in juvenile court*. www.njjn.org

¹⁴ National Juvenile Justice Network. (2024). *Brief: Charting U.S. minimum ages of jurisdiction, detention, and commitment*. www.njjn.org

¹⁵ American Academy of Child and Adolescent Psychiatry. (2023). *Policy statement on the jurisdiction of the juvenile court system*. www.aacap.org

¹⁶ Dodds, K. (2020). *Why all states should embrace Vermont's Raise the Age Initiative*. [Web log message]. www.cjj.org

¹⁷ Thomas, J., Aswad, J., Rankin, K., & Roberts, H. (2019). *Raising the floor: Increasing the minimum age of prosecution as an adult*. www.campaignforyouthjustice.org

¹⁸ *Rhode Island Office of the Attorney General*. (2018 - 2026).

(continued from page 97)

References for Youth in the Justice System

⁴ Güro lu, B. (2021). Adolescent brain in a social world: Unravelling the positive power of peers from a neurobehavioral perspective. *The European Journal of Developmental Psychology*, 18(4), 471-493.

⁵ Mendel, R. A. (2011). *No place for kids: The case for reducing juvenile incarceration*. The Annie E. Casey Foundation.

⁶ Owen, M. C., Wallace, S. B., & AAP Committee on Adolescence. (2020). Advocacy and collaborative Health Care for justice-involved youth. *Pediatrics*, 146(1), e20201755.

⁷ Mendel, R. (2023). *System reforms to reduce youth incarceration: Why we must explore every option before removing any young person from home*. The Sentencing Project. <https://www.sentencingproject.org/app/uploads/2023/11/System-Reforms-to-Reduce-Youth-Incarceration.pdf>

⁸ Mendel, R. (2023). *Effective alternatives to youth incarceration*. The Sentencing Project. <https://www.sentencingproject.org/app/uploads/2023/06/Effective-Alternatives-to-Youth-Incarceration.pdf>

⁹ Rhode Island Department of Children, Youth and Families. (n.d.). *Division of Youth Development: Program mission*. Retrieved February 14, 2025, from <https://dcyf.ri.gov/services/division-youth-development>

¹⁰ Rhode Island Department of Children, Youth and Families. (2008-2025). *Rhode Island Children's Information System (RICHIST)*.

¹¹ State of Rhode Island. (n.d.). *OJJDP FY 2018 Title II Formula Grants Program: State of Rhode Island 2018 - 2020 Three Year Plan*. https://ojjdp.ojp.gov/sites/g/files/xyckuh176/files/media/document/ri-fy18-state-plan_508.pdf

¹² National Juvenile Justice Network. (2024). *Brief: Charting U.S. minimum ages of jurisdiction, detention, and commitment*. www.njjn.org

¹³ Office of Juvenile Justice and Delinquency Prevention. (2024). *Age boundaries of the juvenile justice system literature review: A product of the model programs guide*. <https://ojjdp.ojp.gov/model-programs-guide/literature-reviews/age-boundaries-of-the-juvenile-justice-system>

¹⁴ Office of Juvenile Justice and Delinquency Prevention. (n.d.). *Girls and the juvenile justice system*. <https://rights4girls.org/wp-content/uploads/r4g/2016/08/OJJDP-Policy-Guidance-on-Girls.pdf>

¹⁵ Rovner, J. (2021). *Racial disparities in youth incarceration persist*. The Sentencing Project.

¹⁶ U.S. Census Bureau, Census. (2020). *Table P2 and Table P4*.

¹⁷ Balis, N., & Mumford, G. D. (2012, October 29). *Juvenile Detention Alternatives Initiative (JDAI)*. The Annie E. Casey Foundation. <https://www.aacf.org/work/juvenile-justice/jdai>

¹⁸ Rhode Island KIDS COUNT. (n.d.). *Juvenile Detention Alternatives Initiative*. www.rikidscount.org

¹⁹ Rhode Island General Law, §§ 14-1-11 and 14-1-27.

²⁰ Viljoen, J. L., Jonsson, M. R., Cochrane, D. M., Vargen, L. M., & Vincent, G. M. (2019). Impact of risk assessment instruments on rates of pretrial detention, postconviction placements, and release: A systematic review and meta-analysis. *Law and Human Behavior*, 43(5), 397-420.

²¹ Child Welfare Information Gateway. (2019). *Long-term consequences of child abuse and neglect*. U.S. Department of Health and Human Services, Children's Bureau.

²² Rhode Island Department of Children, Youth and Families, Rhode Island Training School, Clinical Services. (2025).

²³ Rhode Island Department of Children, Youth and Families, Rhode Island Training School, Education Services. (2024-2025).

(continued from page 99)

References for Children with Incarcerated Parents

⁸ The Annie E. Casey Foundation. (2016). *A shared sentence: The devastating toll of parental incarceration on kids, families and communities*. www.aacf.org

⁹ The Annie E. Casey Foundation Kids Count Data Center. (2025). *Children who had a parent who was ever incarcerated by race and ethnicity in United States*. <https://datacenter.aacf.org/>

¹⁰ Goger, A., Harding, D. J., & Henderson, H. (2021). Rethinking prisoner reentry. *Contexts (Berkeley, Calif.)*, 20(4), 46-51.

¹¹ Californians for Safety and Justice. (2018). *Repairing the road to redemption in California*. <https://safeandjust.org>

(continued from page 101)

References for Children Witnessing Domestic Violence

⁶ Zeoli, A. (2018). *Children, domestic violence, and guns*. The National Resource Center on Domestic Violence and Firearms.

⁷ Guedes, A., Bott, S., Garcia-Moreno, C., & Colombini, M. (2016). Bridging the gaps: a global review of intersections of violence against women and violence against children. *Global Health Action*, 9(1), 31516.

⁸ Office of Women's Health. (2019). *Effects of domestic violence on children*. <https://womenshealth.gov/relationships-and-safety/domestic-violence/effects-domestic-violence-children>

⁹ Tsavoussis, A., Stawicki, S. P. A., Stoicea, N., & Papadimos, T. J. (2014). Child-witnessed domestic violence and its adverse effects on brain development: a call for societal self-examination and awareness. *Frontiers in Public Health*, 2, 178.

¹⁰ The National Child Traumatic Stress Network. (n.d.). *Intimate partner violence: Effects*. Retrieved March 26, 2025, from <https://www.nctsn.org/what-is-child-trauma/trauma-types/intimate-partner-violence/effects>

¹¹ DomesticShelters.org. (2023). *3 steps to break the domestic violence cycle in kids' lives*. <https://www.domesticshelters.org/articles/children-and-domestic-violence/3-steps-to-break-the-cycle-of-domestic-violence-in-kids-lives>